

REV. U

PLOT SCALE: .175/ DIMSCALE: .200

DIMENSIONS ARE IN INCHES UNLESS OTHERWISE NOTED TOLERANCES ARE:
 ONE PLACE DECIMALS ± .1 THREE PLACE DECIMALS ± .005 ANGLES ± 2°
 TWO PLACE DECIMALS ± .01 FOUR PLACE DECIMALS ± .0020

TITLE: DUAL ROW .050 x .050 STRIP ASSEMBLY DWG NO: FLE-1XX-XX-XX-DV-X SHEET 2 OF 2

FIG. 2
 -A: OPTION
 MOLDED ALIGNMENT PIN (3 POS. MIN.)
 (DIFFERENT AS SHOWN, OTHERWISE SAME AS FIG. 1)

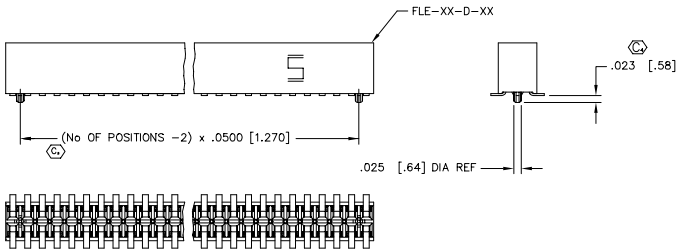


FIG. 4
 -P: OPTION
 (USE MPP-09)

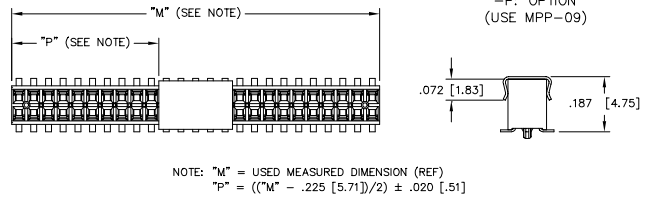


FIG. 3
 -A: OPTION
 STAKED ALIGNMENT PIN (7 POS. MIN.)
 (DIFFERENT AS SHOWN, OTHERWISE SAME AS FIG. 1)

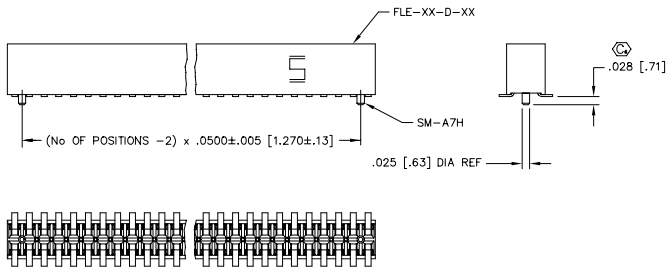


FIG. 6
 -K: OPTION
 (POLYAMIDE FILM PAD)

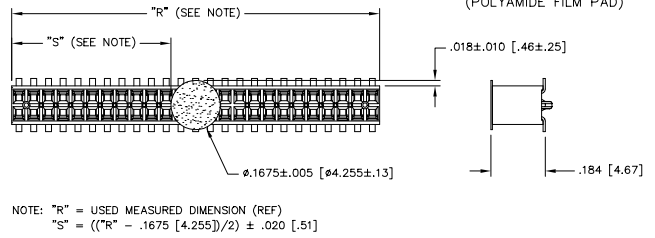
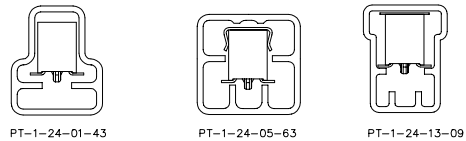


FIG. 5
 PACKAGING



PACKAGING TABLE		
OPTION	TUBE	PLUG
WITHOUT -P	PT-1-24-01-43	TP-24
-P, -P-A	PT-1-24-05-63	TP-24
-K, -K-A	PT-1-24-13-09	TP-24

PROPRIETARY NOTE
 THIS DOCUMENT CONTAINS INFORMATION CONFIDENTIAL AND PROPRIETARY TO SAMTEC, INC. AND SHALL NOT BE REPRODUCED OR TRANSMITTED TO OTHER DOCUMENTS OR DISCLOSED TO OTHERS OR USED FOR ANY PURPOSE OTHER THAN THAT FOR WHICH IT WAS OBTAINED WITHOUT THE EXPRESS WRITTEN CONSENT OF SAMTEC, INC.

EXISTPROD\ASSY\050 FLE-ASM2

samtec

520 PARK EAST BLVD. NEW ALBANY, INDIANA 47150
 PHONE (812) 944-6733 P.O. BOX 1147
 CODE 95322

MADE BY: D PURVIS 11-05-96 FLE-1XX-XX-XX-DV-X SHEET 2 OF 2