

(2,54mm) .100"
SSW, SSQ SERIES

THROUGH-HOLE .025" SQ POST SOCKET

SPECIFICATIONS

For complete specifications see www.samtec.com?SSW or www.samtec.com?SSQ

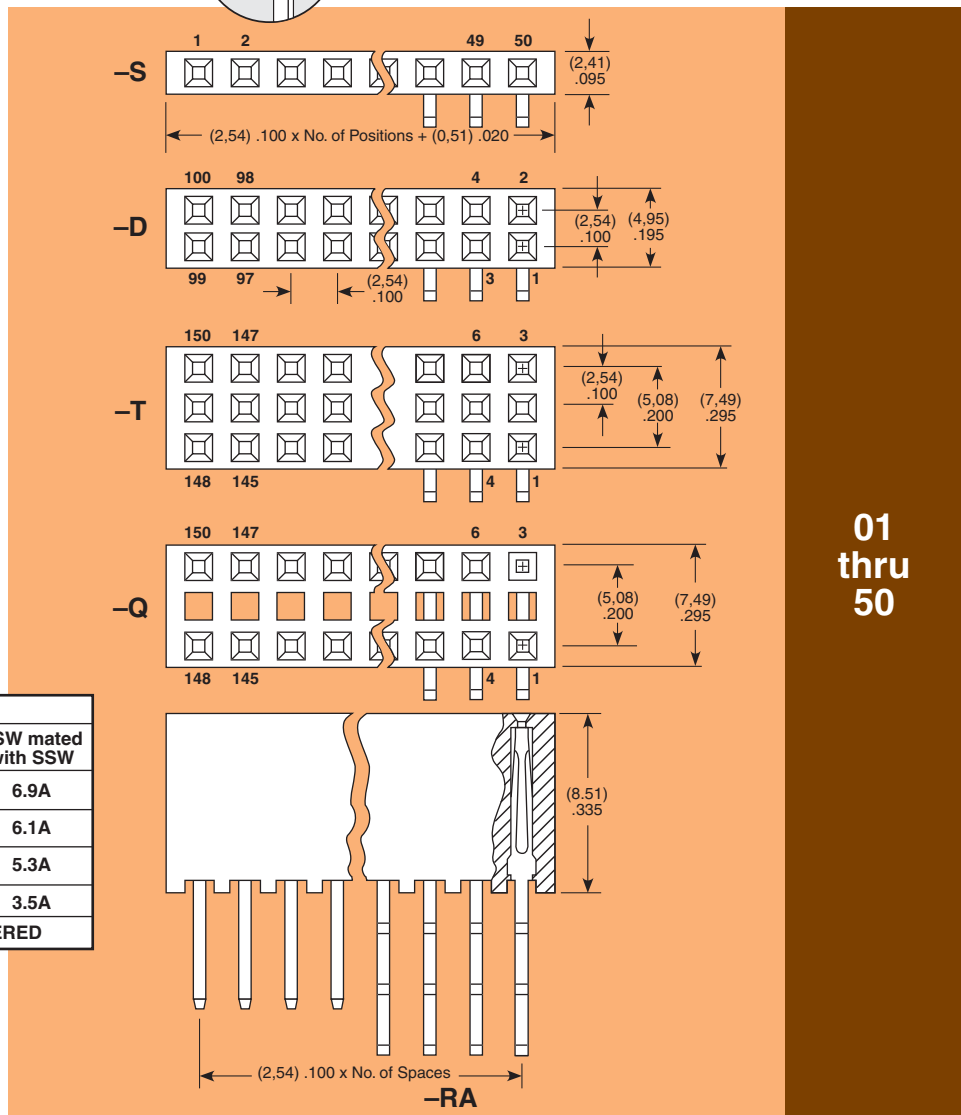
Insulator Material:
 Black Liquid Crystal Polymer (-S & -D) or Black High Temperature Thermoplastic (-T)
Contact Material:
 Phosphor Bronze
Plating:
 Au or Sn over 50µ" (1.27µm) Ni
Operating Temp Range:
 -55°C to +125°C with Gold
 -55°C to +105°C with Tin
Contact Resistance:
 10 mΩ max
Insertion Depth:
 (3,68mm) .145" to (6,35mm) .250"
Insertion Force:
 (Single contact only) (-S plating)
 Standard= 6oz (1,67N) avg (0,64mm) .025" SQ pin);
 SSW Low Insertion Force= 3oz (0,83N) avg
 SSQ Low Insertion Force= 3.3oz (0,92N) avg
Normal Force:
 Standard= 125grams (4.4N)
Withdrawal Force:
 (Single contact only) (-S plating)
 Standard= 5oz (1,39N) avg (0,64mm) .025" SQ pin);
 SSW Low Insertion Force= 2.6oz (0,72N) avg
 SSQ Low Insertion Force= 2.9oz (0,81N) avg
Max Cycles:
 100 with 10µ" (0,25µm) Au
Voltage Rating:
 550 VAC mated with TSW
RoHS Compliant:
 Yes: Single & Double Row
 No: Triple Row
Lead-Free Solderable:
 Yes



Mates With:
 TSW, MTSW, MTLW,
 LCW, EW, ZW, TSS,
 ZSS, TSM, TSSH, HTSS



TYPE STRIP	PIN CENTERS	NO. PINS PER ROW
SSW = Solder Tail	-1 = (2,54mm) .100" Centers	
SSQ = Square Tail		




01 thru 50

CURRENT RATING		
AMBIENT TEMP	TSW mated with SSQ	TSW mated with SSW
20°C	7.6A	6.9A
40°C	6.9A	6.1A
60°C	5.9A	5.3A
95°C	3.9A	3.5A
6 POSITIONS (2x3) POWERED		

Note:
 Some lengths, styles and options are non-standard, non-returnable.

Due to technical progress, all designs, specifications and components are subject to change without notice.

WWW.SAMTEC.COM



SSW-115-02-T-Q-RA

SSQ-130-02-L-S

SSW-122-03-L-T

SSW-130-02-G-D-RA

LEAD STYLE

PLATING OPTION

ROW OPTION

TAIL OPTION

OTHER OPTION

-F

= Gold flash on contact,
Matte Tin on tail

-L

= 10µ" (0,25µm) Gold on contact,
Matte Tin on tail

-G

= 20µ" (0,51µm) Gold on contact,
Gold flash on tail

-T

= Matte Tin
(-T N/A on LIF contacts)

-S

= Single Row

-P

= Single Row
(Notched to mate with LCW)
36 pins max

-D

= Double Row

-T

= Triple Row

-Q

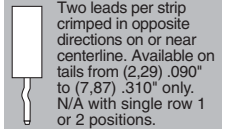
= Double Row
.200" (5,08mm) row space
(Outer rows filled only)

-RA

= Right Angle
(Leave blank
for straight pin
version)

-LL

= Locking Lead



-“XXX”

= Polarized
(Specify “XXX” as
position number)

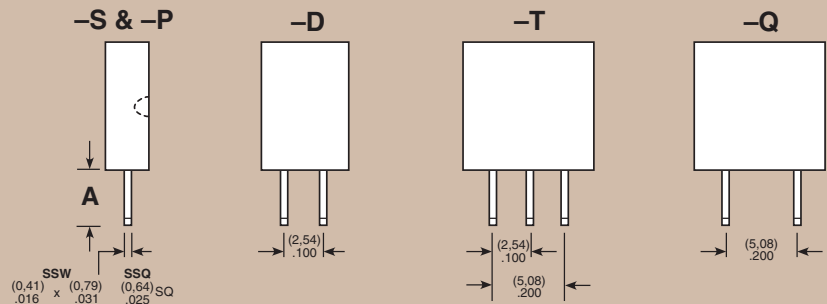
Note: Other Gold plating options available.
Contact Samtec.

Straight Pin Versions (Specify “LEAD STYLE” from chart)

LEAD STYLE		SINGLE DOUBLE OR TRIPLE A
Standard Insertion Force	Low Insertion Force*	
-01	-21	(2,64) .104
-02	-22	(4,93) .194
-03	-23	(10,00) .394
-04	-24	(14,83) .584
-06**	N/A	(3,15) .124

* LIF N/A with Tin Plating

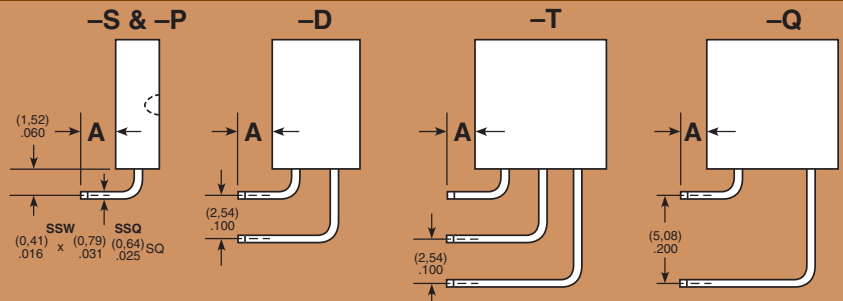
**Style -06 N/A with SSQ



Right Angle Versions (Specify “LEAD STYLE” from chart)

LEAD STYLE		SINGLE	DOUBLE	TRIPLE
Standard Insertion Force	Low Insertion Force*	(-S & -P)	(-D)	(-T & -Q)
		A	A	A
-02	-22	(2,54) .100	(2,54) .100	(2,54) .100
-03	-23	(7,62) .300	(7,62) .300	N/A
-04	-24	(12,45) .490	N/A	N/A

*LIF N/A with Tin Plating



Due to technical progress, all designs, specifications and components are subject to change without notice.

WWW.SAMTEC.COM

SAMTEC USA • Tel: 1-800-SAMTEC-9 or 812-944-6733 SAMTEC SILICON VALLEY • Tel: 408-395-5900 SAMTEC SOUTHERN CALIFORNIA • Tel: 1-800-726-8329
 SAMTEC AMERICA LATINA COMERCIO EXTERIOR LTDA • Tel: (+55 31) 3786 3227 SAMTEC UNITED KINGDOM • Tel: 44 01236 739292 SAMTEC GERMANY • Tel: +49 (0) 89 / 89460-0
 SAMTEC FRANCE • Tel: 33 01 60 95 06 60 SAMTEC ITALY • Tel: 39 039 6890337 SAMTEC NORDIC/BALTIC • Tel: +46-84477280 SAMTEC BENELUX • Tel: 44 01236 739292 SAMTEC ISRAEL • Tel: 972-3-7526600
 SAMTEC INDIA • Tel: +91-80-3272 1612 SAMTEC ASIA PACIFIC • Tel: 65 6745-5955 SAMTEC JAPAN • Tel: 045-475-1385 SAMTEC CHINA • Tel: 86-21-61103766 SAMTEC TAIWAN • Tel: 886-2-2735-6109
 SAMTEC HONG KONG • Tel: 852-2600-9858 SAMTEC KOREA • Tel: 82-31-717-5685 SAMTEC ANZ • Tel: 613 9512 7747 SAMTEC SOUTH AFRICA • Tel: 27 11 452 8112