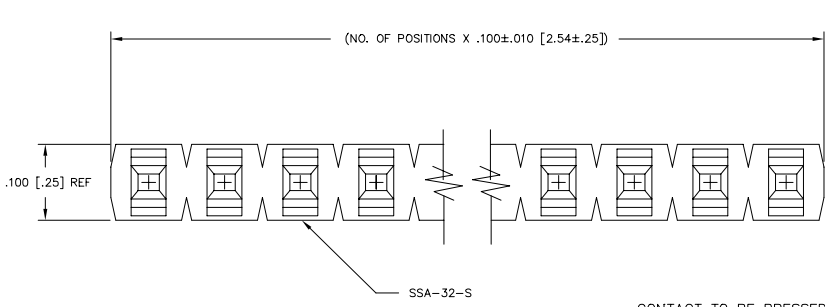


REV. J

DIMENSIONS ARE IN INCHES		UNLESS OTHERWISE NOTED		TOLERANCES ARE:	
ONE PLACE DECIMALS: ± .1 [2.5]	THREE PLACE DECIMALS: ± .005 [.127]	ANGLES		± 2°	
TWO PLACE DECIMALS: ± .01 [.25]	FOUR PLACE DECIMALS: ± .0020 [.0508]				

TITLE: SSA-SOLDER TAIL ASSEMBLY

DWG NO: SSA-1XX-S-X  
SHEET 1 OF 1

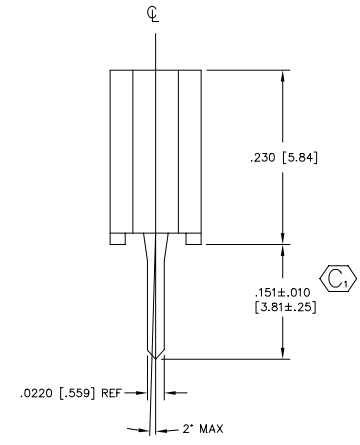
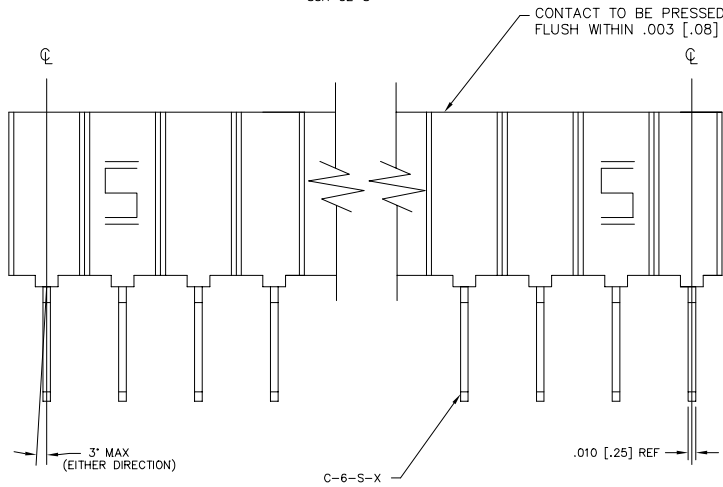


SSA-1XX-S-X

No. OF POSITIONS 01 THRU 32 AVAILABLE

LEAD STYLE SOLDER TAIL CONTACT C-6-S-X

CONTACT PLATING -G: GOLD-SPECIFY -G IN CONTACT SUFFIX -X  
-T: TIN-SPECIFY -T IN CONTACT SUFFIX -X



Do not scale from this print

- NOTES:
1. MINIMUM CONTACT PUSH-OUT FORCE: 16 oz.
  2. INSERTION FORCE: 3.0 oz. AVG. PER CONTACT USING .018 [.46] DIA PIN.
  3. WITHDRAWAL FORCE: 1.5 oz. AVG. PER CONTACT USING .018 [.46] DIA PIN.
  4. Ⓢ REPRESENTS A CRITICAL DIMENSION.

**PROPRIETARY NOTE**  
THIS DOCUMENT CONTAINS INFORMATION CONFIDENTIAL AND PROPRIETARY TO SAMTEC INC. AND SHALL NOT BE REPRODUCED OR TRANSMITTED TO OTHER DOCUMENTS OR DISCLOSED TO OTHERS OR USED FOR ANY PURPOSE OTHER THAN THAT FOR WHICH IT WAS OBTAINED WITHOUT THE EXPRESS WRITTEN CONSENT OF SAMTEC INC.

MATERIAL:  
INSULATOR: DUPONT FR-530 RYNITE  
CONTACT: PHOSPHOR BRONZE

**samtec** MISC/MKTG SSAS-ASM

520 PARK EAST BLVD. NEW ALBANY, INDIANA 47150  
PHONE (812) 944-6733 P.O. BOX 1147  
CODE 55322

MADE BY: MARK CHILTON 11-21-88

SSA-1XX-S-X  
SHEET 1 OF 1