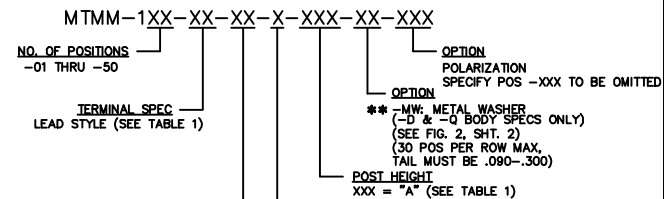
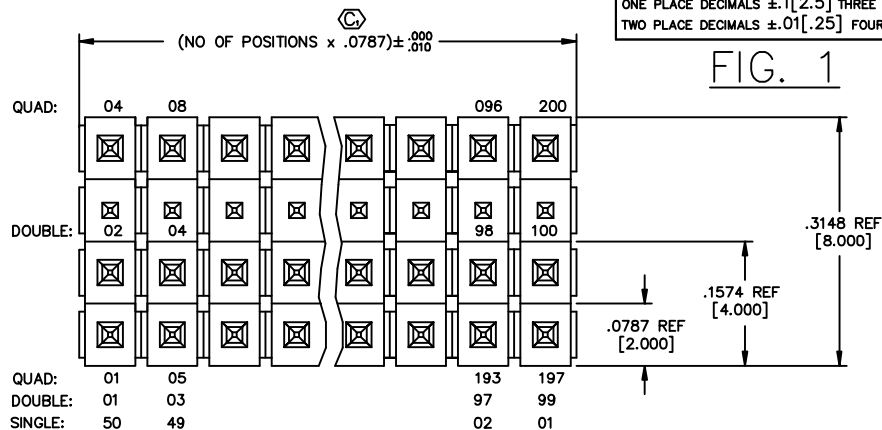


UNLESS OTHERWISE NOTED TOLERANCES ARE:
 DIMENSIONS ARE IN INCHES
 ONE PLACE DECIMALS ±.1[2.5] THREE PLACE DECIMALS ± .005 [.13]
 TWO PLACE DECIMALS ±.01[.25] FOUR PLACE DECIMALS ±.0020[.05]
 ANGLES ± 2°

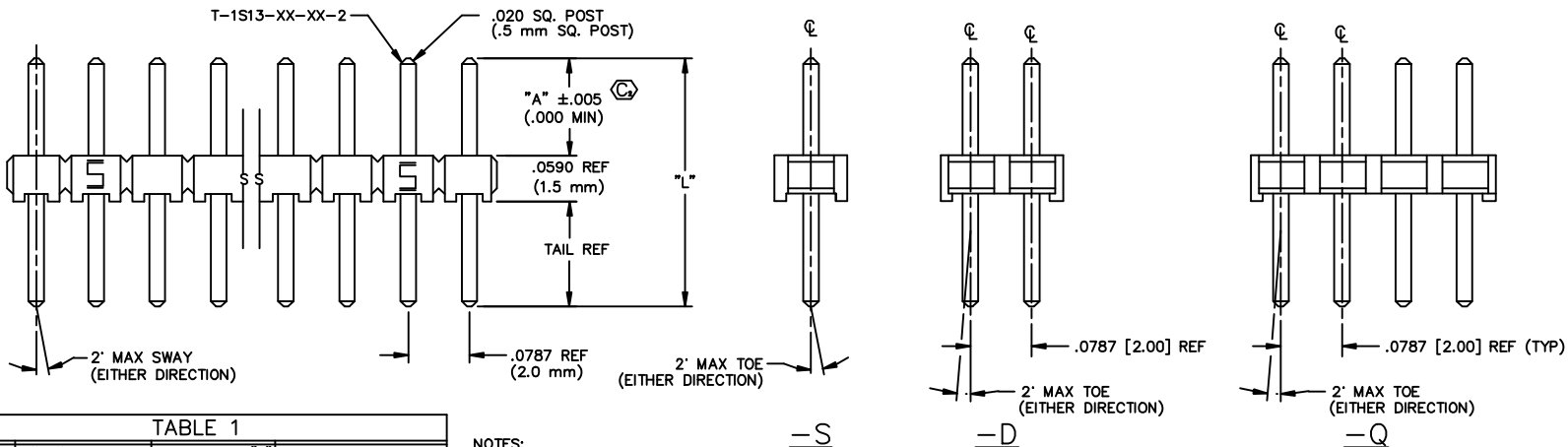
TITLE: 2mm
 TERMINAL STRIP
 ASSEMBLY

DWG NO: MTMM-1XX-XX-XX-X-XXX-XX-XXX
 SHEET 1 OF 2



- PLATING SPECIFICATION
 -G: GOLD (USE T-1S13-XX-G-2)
 -T: TIN (USE T-1S13-XX-T-2)
 -S: HEAVY SELECTIVE GOLD (USE T-1S13-XX-S-2)
 -L: LIGHT SELECTIVE GOLD (USE T-1S13-XX-L-2)
 -F: FLASH SELECTIVE GOLD (USE T-1S13-XX-F-2)
 -H: HEAVY GOLD (USE T-1S13-XX-H-2)
 -SM: HEAVY GOLD SELECTIVE, MATTE TIN TAIL (USE T-1S13-XX-S-2)
 -TM: MATTE TIN (USE T-1S13-XX-T-2)
 -LM: LIGHT GOLD SELECTIVE, MATTE TIN TAIL (USE T-1S13-XX-L-2)
 -FM: FLASH GOLD SELECTIVE, MATTE TIN TAIL (USE T-1S13-XX-F-2)

**** - MW OPTION, DO NOT DESIGN IN. SAMTEC WILL ONLY SUPPORT EXISTING BUSINESS 2/08/02.**



LEAD STYLE	"A" MAX.	PIN LENGTH "L"	TERMINAL
-02	.1960	4.98	T-1S13-04-XX-2
-03	.2430	6.17	T-1S13-07-XX-2
-04	.2640	6.71	T-1S13-20-XX-2
-05	.3180	8.08	T-1S13-02-XX-2
-06	.3380	8.59	T-1S13-05-XX-2
-07	.3970	10.08	T-1S13-13-XX-2
-08	.4170	10.59	T-1S13-08-XX-2
-09	.4760	12.09	T-1S13-03-XX-2
-10	.4960	12.60	T-1S13-06-XX-2
-11	.5350	13.59	T-1S13-09-XX-2
-12	.5550	14.10	T-1S13-14-XX-2
-13	.6140	15.60	T-1S13-10-XX-2
-14	.6920	17.58	T-1S13-11-XX-2
-15	.7710	19.58	T-1S13-12-XX-2

- NOTES:
- MAX ALLOWABLE BOW: .005 IN/IN AFTER ASSEMBLY.
 - MAX PIN ROTATION IN BODY: 2°
 - PUSHOUT FORCE SHALL BE 1 lb MIN.
 - Ⓢ REPRESENTS A CRITICAL DIMENSION FOR STATISTICAL PROCESS CONTROL USE.
 - NOTE DELETED
 - CUT PARTS WITH METAL WASHERS TOWARD OPERATOR ALLOWING FLASH TO BE ON POST AWAY FROM CRITICAL AREA (METAL WASHERS).
 - ORIENTATE PINS TO LIMIT BANDOLIER MARKS FROM SHOWING IN THE POST AREA. (SEE TABLE 3)

"A" MAX = "L" - .059 (BODY) TAIL CAN BE .000

PROPRIETARY NOTE
 THIS DOCUMENT CONTAINS INFORMATION CONFIDENTIAL AND PROPRIETARY TO SAMTEC INC. AND SHALL NOT BE REPRODUCED OR TRANSFERRED TO OTHER DOCUMENTS OR DISCLOSED TO OTHERS OR USED FOR ANY PURPOSE OTHER THAN THAT FOR WHICH IT WAS OBTAINED WITHOUT THE EXPRESSED WRITTEN CONSENT OF SAMTEC INC.

MATERIAL:
 BODIES:
 LCP
 COLOR: BLACK
 TERMINALS:
 PHOSPHOR BRONZE

PLOT SCALE 1=125/ DIMSCALE: 1=100

EXISPROD\ASSEMBLY\2MM
 MTMM-ASM
samtec

520 PARK EAST BLVD. NEW ALBANY, INDIANA 47150
 PHONE (812) 944-6733 P.O. BOX 1147
 CODE 65322

MADE BY: REIDINGER 12-1-93

MTMM-1XX-XX-XX-X-XXX-XX-XXX
 SHEET 1 OF 2