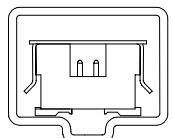
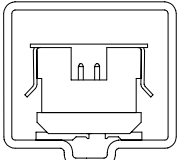


REV. AK

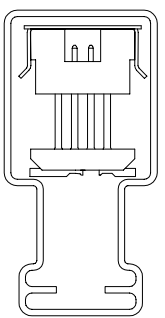
PACKAGING VIEWS



-12
PT-1-24-02-70 TUBE
TP-03 PLUG



-22
PT-1-24-01-70 TUBE
TP-29 PLUG



-32
PT-1-24-01-44 TUBE
TP-13 PLUG

TABLE 2

LEAD STYLE	OPTIONS	PACKAGING TUBE	PLUG
-02/-12	ALL	PT-1-24-02-70	TP-03
-22	ALL	PT-1-24-01-70	TP-29
-32	ALL	PT-1-24-01-44	TP-13

PROPRIETARY NOTE
THIS DOCUMENT CONTAINS INFORMATION
CONFIDENTIAL AND PROPRIETARY TO
SAMTEC INC. AND SHALL NOT BE
REPRODUCED OR TRANSMITTED IN
ANY FORM OR BY ANY MEANS, ELECTRONIC
OR MECHANICAL, INCLUDING PHOTOCOPYING,
RECORDING, OR BY ANY INFORMATION
SYSTEMS WITHOUT THE EXPRESS
WRITTEN CONSENT OF SAMTEC INC.

DIMENSIONS ARE IN INCHES		UNLESS OTHERWISE NOTED		TOLERANCES ARE:	
ONE PLACE DECIMALS ± .1	THREE PLACE DECIMALS ± .005	ANGLES	± 5°		
TWO PLACE DECIMALS ± .01	FOUR PLACE DECIMALS ± .0020				

TITLE: QUAD ROW STAGGERED SMT TERMINAL ASSEMBLY
DWG NO: TOLC-1XX-XX-X-Q-XX
SHEET 2 OF 2

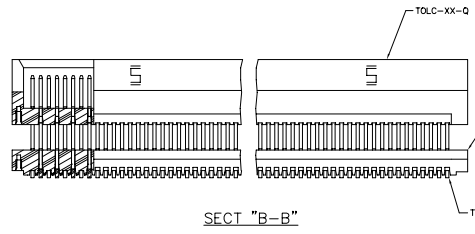
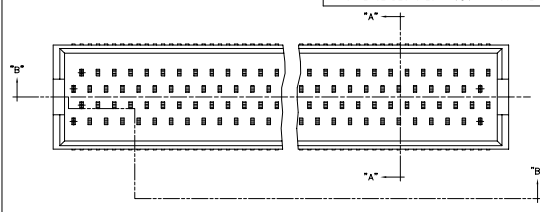
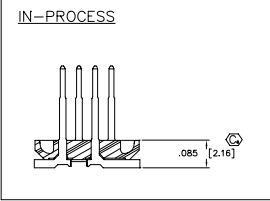
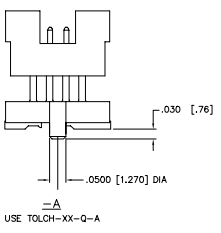
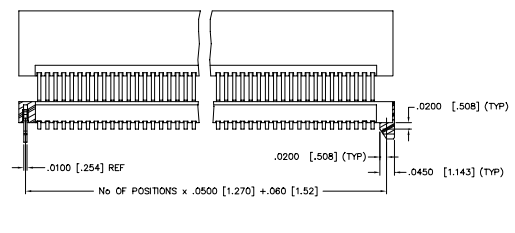
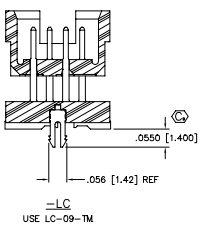


FIG. 2



OPTION: STYLE -12, -22 & -32



* -TOLCH BODY IN THIS VIEW REFLECTS ALTERNATE STANDOFF DESIGN.

PLOT SCALE 1=1

samtec MSC PART NO TOLCMT2
520 PARK EAST BLVD. NEW ALBANY, INDIANA 47150
PHONE (812) 944-6733 P.O. BOX 1147
CODE 55322
MADE BY: D PURVIS 12-03-96 TOLC-1XX-XX-X-Q-XX
SHEET 2 OF 2