

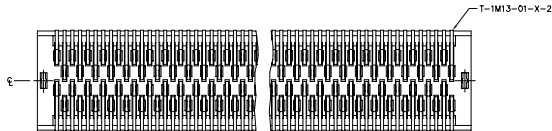
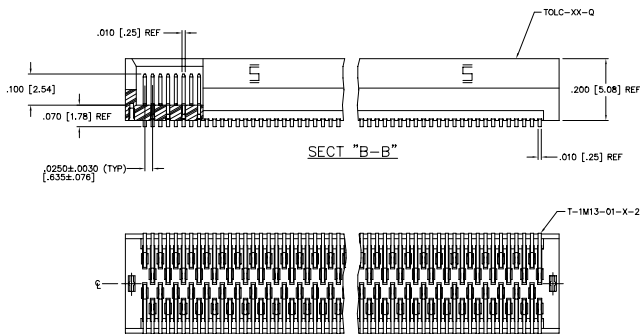
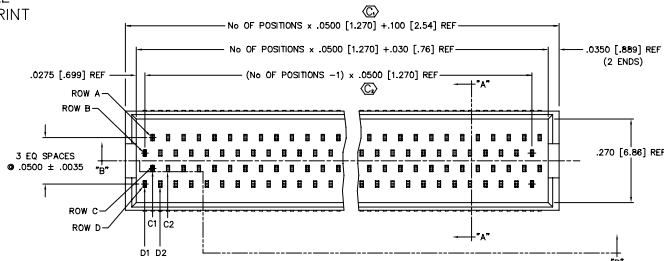
REV. AK

TABLE 1

| LEAD STYLE | "A" | USE TERMINAL | SEE FIG | BOARD SPACE WHEN MATED WITH SOLC |
|------------|----------------|---------------|---------|----------------------------------|
| -02 | .2200 [5.588] | T-1M13-01-X-2 | 1 | .2500 [6.350] |
| -12 | .2850 [7.239] | T-1M14-02-X-2 | 2 | .3150 [8.000] |
| -22 | .3637 [9.238] | T-1M14-03-X-2 | 2 | .3937 [10.000] |
| -32 | .4424 [11.237] | T-1M14-04-X-2 | 2 | .4724 [12.000] |

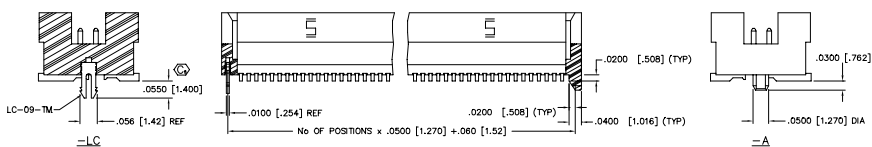
| DIMENSIONS ARE IN INCHES | | UNLESS OTHERWISE NOTED | | TOLERANCES ARE: | | TITLE: | DWG NO: |
|--------------------------|-----------------------------|------------------------|--|-----------------|--|--|--------------------|
| ONE PLACE DECIMALS ± .1 | THREE PLACE DECIMALS ± .005 | ANGLES ± 5° | | | | QUAD ROW STAGGERED SMT TERMINAL ASSEMBLY | TOLC-1XX-XX-X-Q-XX |
| TWO PLACE DECIMALS ± .01 | FOUR PLACE DECIMALS ± .0020 | | | | | | SHEET 1 OF 2 |

DO NOT SCALE FROM THIS PRINT



- NOTES:
1. MINIMUM PUSHOUT FORCE: .5 LB.
 2. PARTS TO BE PACKAGED IN TUBES.
 3. -S PLATING CAN BE SUBSTITUTED FOR -L AND -F PLATING STYLES.
 4. Ⓢ REPRESENTS A CRITICAL DIMENSION.

-LC & -A OPTION: LEAD STYLE -02 SHOWN



PROPRIETARY NOTE
THIS DOCUMENT CONTAINS PROPRIETARY INFORMATION AND IS THE PROPERTY OF SAMTEC. IT IS TO BE USED ONLY FOR THE PURPOSES SPECIFIED IN THE ORDER. NO OTHER DISSEMINATION OR REPRODUCTION IS PERMITTED WITHOUT THE WRITTEN CONSENT OF SAMTEC, INC.

TOLC-1XX-XX-X-Q-XX

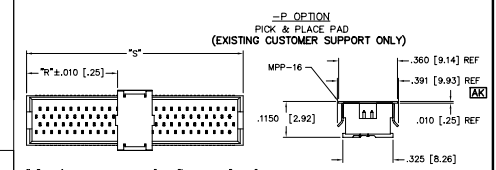
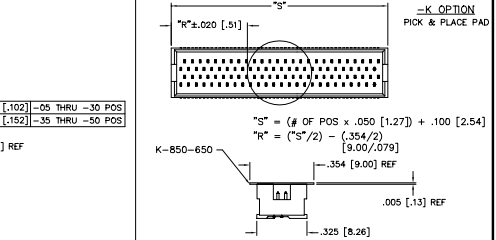
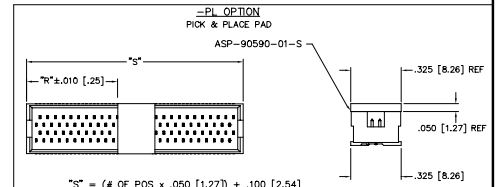
No. OF POSITIONS
-05, -10, -15, -20, -25
-30, -35, -40, -45, -50
(PER ROW)

LEAD STYLE (SEE TABLE 1)
-02
-12
-22
-32

ROW SPEC
-Q: QUAD (USE TOLC-XX-Q)

PLATING SPEC
-F: SELECTIVE FLASH GOLD
0.00003 GOLD ON CONTACT AREA,
GOLD FLASH ON TAIL
(SEE NOTE 3)
-L: SELECTIVE LIGHT GOLD
0.00010 GOLD ON CONTACT AREA,
GOLD FLASH ON TAIL
(SEE NOTE 3)
-S: SELECTIVE GOLD
0.00030 GOLD ON CONTACT AREA,
GOLD FLASH ON TAIL

OPTIONS
-LC: LOCKING CLIP
(USE LC-09-TM)
-P: PICK & PLACE PAD (EXISTING CUSTOMER SUPPORT ONLY)
(USE MPP-16)
-TR: TAPE & REEL
-A: ALIGNMENT PIN
(USE TOLC-XX-Q-A FOR STYLE -02 AND
TOLC-XX-Q-A FOR STYLES -12, -22 & -32)
-PL: PLASTIC PICK & PLACE PAD (USE ASP-90590-01-S)
-K: POLYIMIDE FILM PAD (.005 [1.3] THICK W/SILICON ADHESIVE)
(USE K-850-650)



MATERIAL:
BODY:
LIQUID CRYSTAL POLYMER
COLOR: BLACK
TERMINAL:
PHOSPHOR BRONZE

EXP/PROD/ASSEMBLY/050
TOLC-ASM

samtec

520 PARK EAST BLVD. NEW ALBANY, INDIANA 47150
PHONE (812) 944-6733 P.O. BOX 1147
CODE 55322

MADE BY: D PURVIS 03-18-96

TOLC-1XX-XX-X-Q-XX
SHEET 1 OF 2