

FTSH-125-01-L-DV-EJ



FTSH-110-01-L-DV  
FTSH-120-01-F-DV

(1,27mm) .050"

FTSH SERIES

# SMT MICRO HEADER

## SPECIFICATIONS

For complete specifications and recommended PCB layouts see [www.samtec.com?FTSH](http://www.samtec.com?FTSH)

### Insulator Material:

Black Liquid Crystal Polymer

### Terminal Material:

Phosphor Bronze

### Plating:

Sn or Au over 50µ" (1,27µm) Ni

### Current Rating:

1.75A @ 80°C ambient

### Operating Temp Range:

-55°C to +125°C

### RoHS Compliant:

Yes

### Processing:

Lead-Free Solderable:

Yes

### SMT Lead Coplanarity:

-MT & -DV Tail Option: (0,10mm) .004" max (02-25)

-MT & -DH Tail Option: (0,15mm) .006" max (26-50)



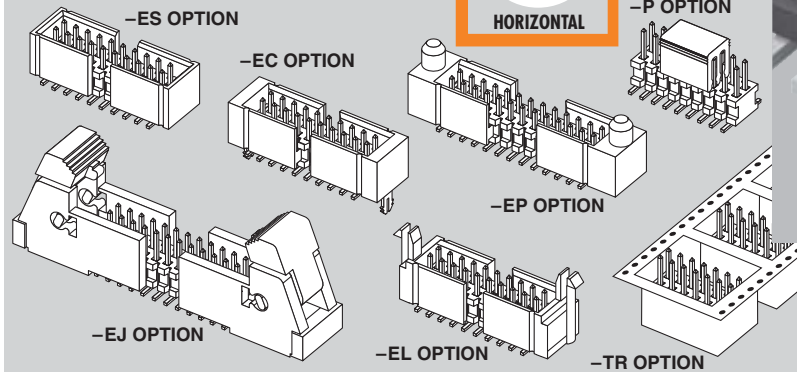
Mates with:  
FFSD, CLP, FLE,  
SFMC, SFMH

## APPLICATIONS




HORIZONTAL

## OPTIONS



## ALSO AVAILABLE



Ultra-low profile option available. End Shrouds available. Call for FTS Series specifications.

## APPLICATION SPECIFIC OPTION

Molded Pick & Place pads and latches available. Call Samtec.

1,27mm FTSH/CLP	Rated @ 3dB Insertion Loss
5,13mm Stack Height	
Single-Ended Signaling	7.0 GHz / 14 Gbps
Differential Pair Signaling	8.5 GHz / 17 Gbps
Performance data for other stack heights and complete test data available at <a href="http://www.samtec.com?FTSH">www.samtec.com?FTSH</a> or contact sig@samtec.com.	

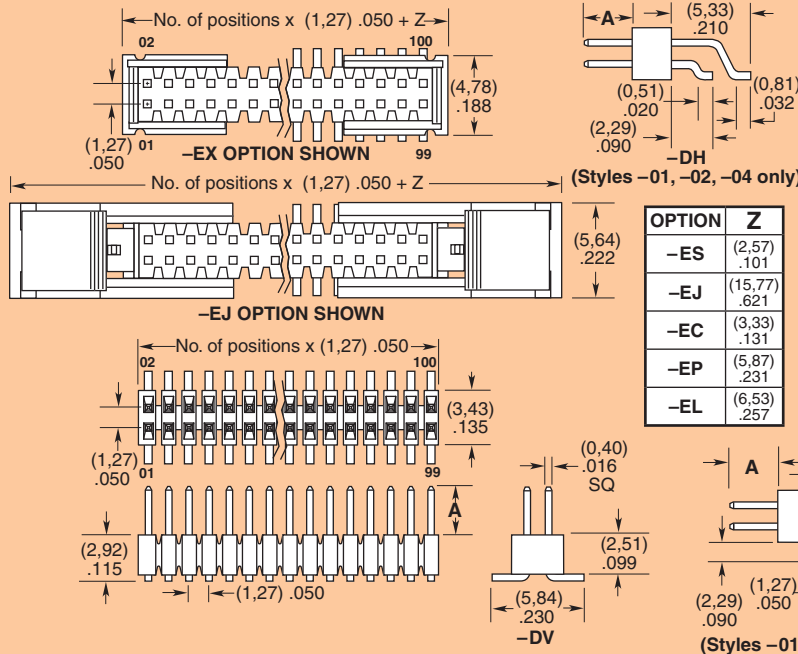
FTSH

1

NO. PINS PER ROW

LEAD STYLE

02 thru 50

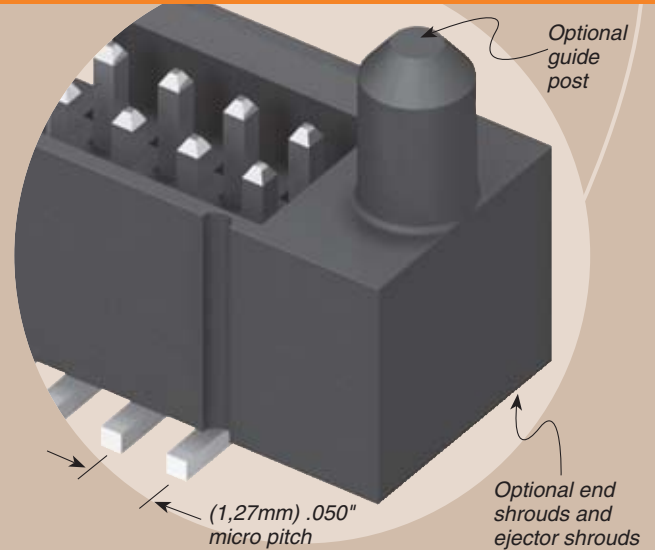
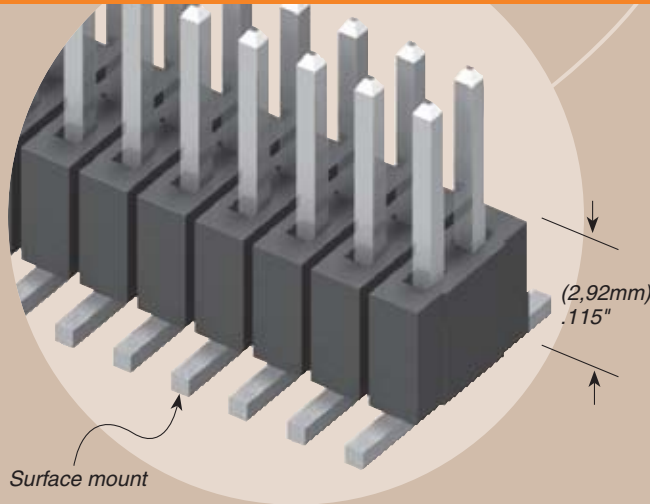



Note: Some sizes, styles and options are non-standard, non-returnable.

Note: See SFM/TFM for positive alignment feature.

Due to technical progress, all designs, specifications and components are subject to change without notice.

WWW.SAMTEC.COM



### PLATING OPTION

#### -F

= Gold flash on post, Matte Tin on tail

#### -L

= 10 $\mu$ " (0,25 $\mu$ m) Gold on post, Matte Tin on tail

Note: Other Gold plating options available. Contact Samtec.

### TAIL OPTION

#### -DV

= Double Vertical

#### -DH

= Double Horizontal (Styles -01, -02 & -04 only)

#### -MT

= Mixed Technology (Styles -01, -02 & -04 only)

### FLEX SHROUD OPTIONS

(Style -02 & -03 only, -DH not available)  
9 pins/row minimum (Other positions available. Call Samtec.)

#### -ES

= End Shroud

#### -EC

= End Shroud with Locking Clip (Manual placement required)

#### -EP

= End Shroud with Guide Post

#### -EL

= End Shroud with Board Lock (Boards are positively locked and cannot be unmated)

#### -EJ

= Ejector Shroud (Style -01 only)  
-DH & -MT not available  
10 pins/row minimum  
25 pins/row maximum

### OTHER OPTIONS

#### -K

= Mating Shroud (For mating with FFSD Styles -01 only, 05, 08, 10, 13, 17, 20 & 25 pins/row only, 13, 17, 20 & 25 only with shrouds) (-DV only)

#### -A

= Alignment Pin (-DV 3 positions min.) (-DH 5 positions min.) (Metal or plastic at Samtec discretion)

#### -C

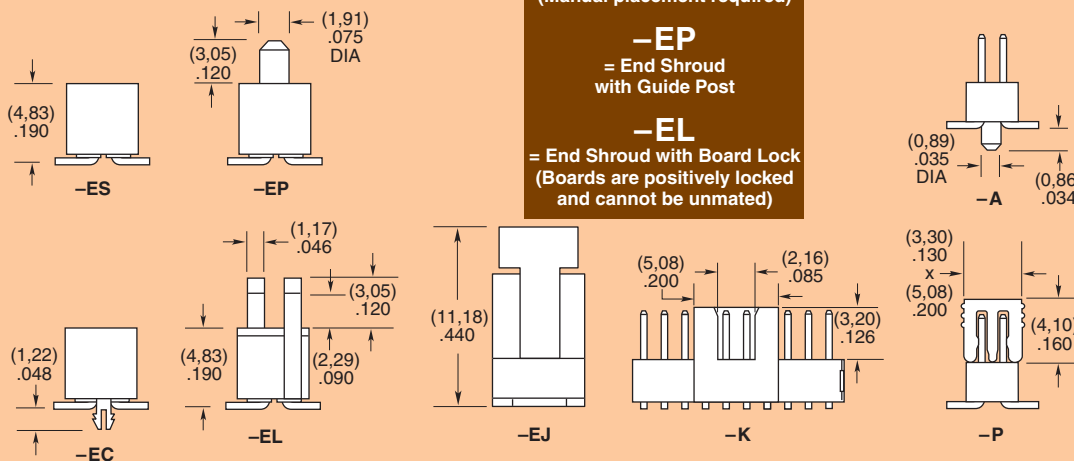
= (4,00mm) .157" DIA Polyimide film Pick & Place Pad (-DH only)

#### -P

= Pick & Place Pad (-DV 4 positions min.) (-DH & -MT not available)

#### -TR

= Tape & Reel Packaging (Flex Shroud options not available except -ES & -EJ)



Due to technical progress, all designs, specifications and components are subject to change without notice.

[WWW.SAMTEC.COM](http://WWW.SAMTEC.COM)

SAMTEC USA • Tel: 1-800-SAMTEC-9 or 812-944-6733 SAMTEC SILICON VALLEY • Tel: 408-395-5900 SAMTEC SOUTHERN CALIFORNIA • Tel: 1-800-726-8329  
 SAMTEC AMERICA LATINA COMERCIO EXTERIOR LTDA • Tel: (+55 31) 3786 3227 SAMTEC UNITED KINGDOM • Tel: 44 01236 739292 SAMTEC GERMANY • Tel: +49 (0) 89 / 89460-0  
 SAMTEC FRANCE • Tel: 33 01 60 95 06 60 SAMTEC ITALY • Tel: 39 039 8890337 SAMTEC NORDIC/BALTIC • Tel: +46-84477280 SAMTEC BENELUX • Tel: 44 01236 739292 SAMTEC ISRAEL • Tel: 972-3-7526600  
 SAMTEC INDIA • Tel: +91-80-3272 1612 SAMTEC ASIA PACIFIC • Tel: 65 6745-5955 SAMTEC JAPAN • Tel: 045-475-1385 SAMTEC CHINA • Tel: 86-21-61103766 SAMTEC TAIWAN • Tel: 886-2-2735-6109  
 SAMTEC HONG KONG • Tel: 852-2600-9858 SAMTEC KOREA • Tel: 82-31-717-5685 SAMTEC ANZ • Tel: 613 9512 7747 SAMTEC SOUTH AFRICA • Tel: 27 11 452 8112