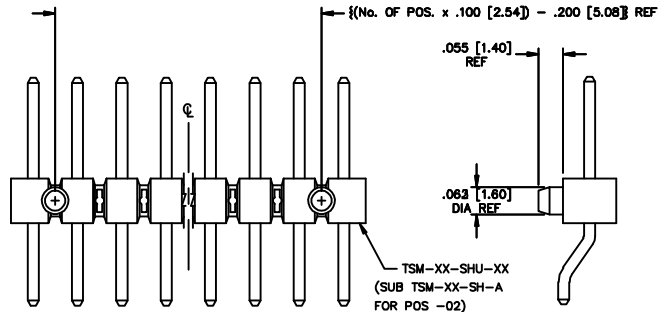
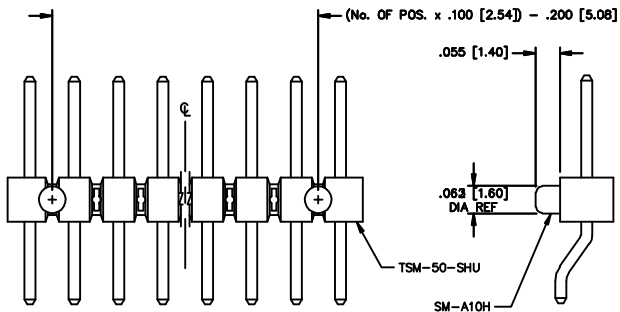


REV. BR

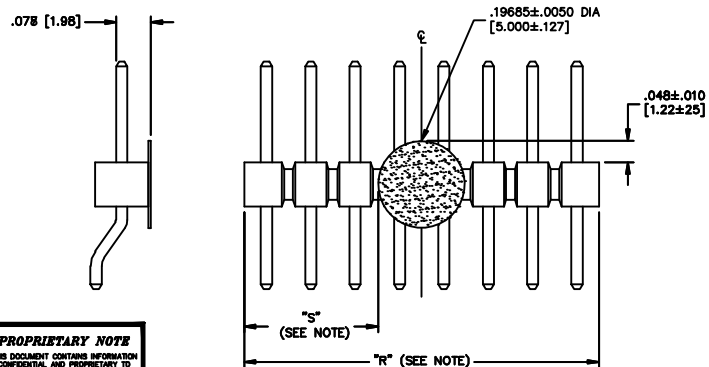
**FIG. 2**  
 -A: ALIGNMENT PIN OPTION (MOLDED)  
 DIFFERENT AS SHOWN. OTHERWISE SAME AS FIG. 1.



**FIG. 4**  
 -A: ALIGNMENT PIN OPTION (STAKED)  
 DIFFERENT AS SHOWN. OTHERWISE SAME AS FIG. 1.



**FIG. 6**  
 -K POLYIMIDE FILM PAD



NOTE:  
 "R" = USED MEASURED DIMENSIONS (REF)  
 "S" =  $\{("R" - .1969 [5.000]) / 2\} \pm .020 [51]$

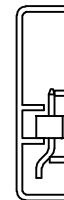
**PROPRIETARY NOTE**  
 THIS DOCUMENT CONTAINS INFORMATION CONFIDENTIAL AND PROPRIETARY TO SAMTEC INC. AND SHALL NOT BE REPRODUCED OR TRANSMITTED TO OTHERS OR USED FOR ANY PURPOSE OTHER THAN THAT FOR WHICH IT WAS OBTAINED WITHOUT THE EXPRESSED WRITTEN CONSENT OF SAMTEC INC.

DIMENSIONS ARE IN INCHES		UNLESS OTHERWISE NOTED		TOLERANCES ARE:	
ONE PLACE DECIMALS ±.1 [3]	THREE PLACE DECIMALS ± .005 [.13]	ANGLES ± 2°			
TWO PLACE DECIMALS ±.01 [.25]	FOUR PLACE DECIMALS ± .0020 [.051]				

TITLE:  
**TERMINAL STRIP**  
**SINGLE SURFACE MOUNT**

DWG NO:  
 TSM-1XX-XX-XXX-SH-XX-XXX-XX  
 SHEET 2 OF 2

**FIG. 5**  
 PACKAGING

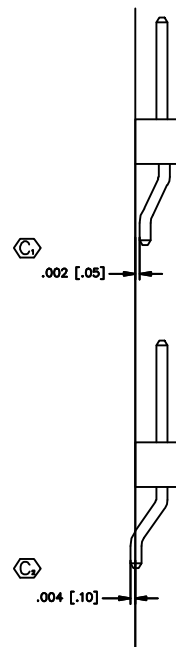


PT-TSM002-SH-K  
 USE TP-24



PT-TSM003-SH-P  
 USE TP-24

- 1 ALL PARTS WITH PLASTIC PAD USE PT-TSM003-SH-P
- 2 ALL PARTS WITHOUT PLASTIC PAD USE PT-TSM002-SH-K



**FIG. 7**  
 -SH SURFACEMOUNT DIAGRAM

**samtec**

EXISPROD ASSEMBLY\100  
 TSM SHAM2  
 520 PARK EAST BLVD. NEW ALBANY, INDIANA 47150  
 PHONE (812) 944-6733 P.O. BOX 1147  
 CODE 55322

MADE BY:  
 REIDINGER 7-19-91

TSM-1XX-XX-XXX-SH-XX-XXX-XX  
 SHEET 2 OF 2