

- NOTES:
- ⊕ REPRESENTS A CRITICAL DIMENSION.
  - PUSHOUT FORCE TO BE: 2 lb. (32oz) MIN.
  - ORIENTATION OF PART IN T&R MAY VARY DEPENDING ON POCKET.
  - MAX CUT FLASH .030 ON TAIL AND POST.
  - DUE TO THE HIGH AMOUNT OF INSERTION FORCE NEEDED, THE -LC OPTION IS NOT COMPATIBLE WITH AUTO PLACEMENT. SAMTEC RECOMMENDS MANUAL PLACEMENT FOR ALL ASSEMBLIES WITH THE -LC OPTION.

LEAD STYLE	"B"	TERMINAL	"C"
-01	.230 [5.84]	T-156-08-X-2	.180 [4.57]
-02	.320 [8.13]	T-156-15-X-2	.190 [4.83]
-03	.420 [10.67]	T-156-09-X-2	.190 [4.83]
-04	.120 [3.05]	T-156-07-X-2	.190 [4.83]

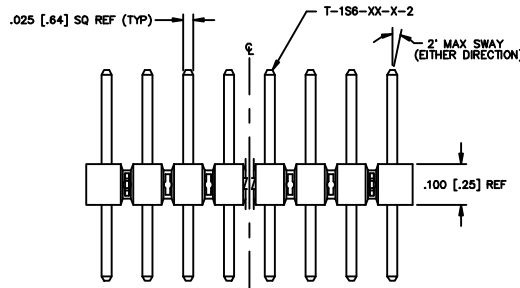
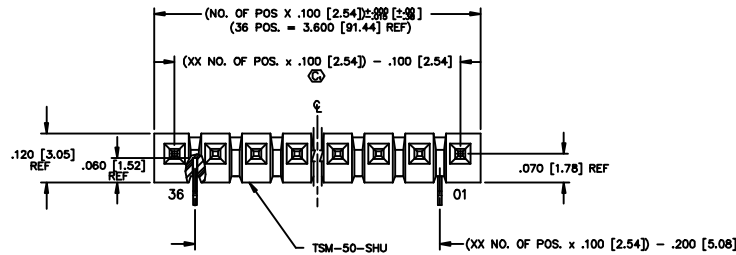


FIG. 1  
-LC: LOCKING CLIP OPTION  
CLIPS N/A WITH -A OPTION.

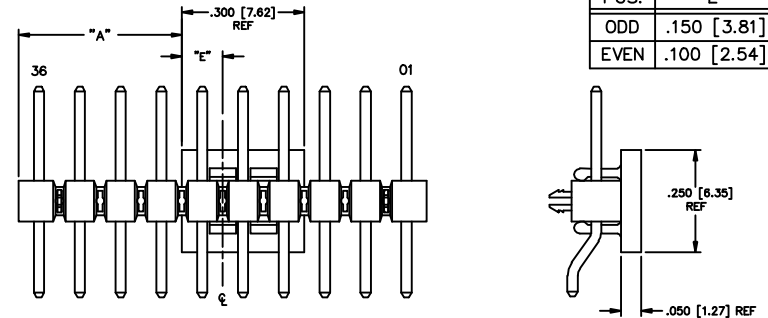
TSM-1XX-XX-XXX-SH-XX-XXX-XX

- No. OF POSITIONS  
-02 THRU -36
- LEAD STYLE  
SEE TABLE 1
- PLATING SPEC.
- T: TIN
  - S: SELECTIVE
  - G: GOLD
  - L: SELECTIVE
  - F: FLASH SELECTIVE
  - H: HEAVY GOLD
  - P: GOLD FLASHED PALLADIUM NICKEL
  - TL: TIN/LEAD (-01 LEAD STYLE ONLY)
  - STL: SELECTIVE TIN/LEAD (-01 LEAD STYLE ONLY)
  - TM: MATTE TIN
  - SM: HEAVY SELECTIVE GOLD, MATTE TIN TAIL
  - LM: LIGHT SELECTIVE GOLD, MATTE TIN TAIL
  - FM: FLASH SELECTIVE GOLD, MATTE TIN TAIL

ROW SPECIFICATION  
-SH: SINGLE HORIZONTAL

- OPTION #3
- P: PICK & PLACE PAD (SEE FIG. 3)  
USE PPP-08 (-04 THRU -36 POSITION OR 02 & 03 POSITION WITH -TR ONLY)
  - TR: TAPE & REEL (-02 THRU -30 POSITION) (LEADS MAY NOT BE VISIBLE FOR CUSTOMER VISUAL INSPECTION ON SMALLER POSITION PARTS WHEN USED WITH -P OPTION.)
  - K: POLYIMIDE FILM (SEE FIG. 6, SHT. 2) (-04 THRU -36 POSITION) (-02 & -03 POSITIONS WITH -TR ONLY)
- OPTION #2
- XXX: POLARIZED POSITION  
SPECIFY OMITTED PIN
- OPTION #1
- LC: LOCKING CLIP (SEE FIG. 1) (SEE NOTE 5)  
USE LC-09-TM (-03 THRU -36 POS USE 2 PER STRIP) (-02 POS USE 1 PER STRIP) (USE TSM-50-SHU)
  - A: ALIGNMENT PIN  
(USE TSM-XX-SH-A BODY FOR MOLDED -A PINS, POS -02, SEE FIG. 2, SHEET 2)  
(USE TSM-50-SHU-XX BODY FOR MOLDED -A PINS, POS -03 THRU -50, SEE FIG. 2, SHEET 2)  
(USE TSM-50-SHU BODY FOR STAKED -A PINS, POS -04 THRU -50, SEE FIG. 4, SHEET 2)  
LEAVE BLANK FOR NO HOLD  
DOWN OPTION (USE TSM-50-SHU SEE FIG. 1, CAN BE CUT TO POSITION) N/A ON STYLE -03

DIFFERENT AS SHOWN. OTHERWISE SAME AS FIG. 1.



POS.	"E"
ODD	.150 [3.81]
EVEN	.100 [2.54]

FOR ODD: "A" =  $\frac{(\text{NO. OF POS} \times .100 [2.54]) - .300 [7.26]}{2}$

FOR EVEN: "A" =  $\left[ \frac{(\text{NO. OF POS} \times .100 [2.54]) - .300 [7.26]}{2} \right] + .050 [1.27]$

FIG. 3  
-P: PICK & PLACE PAD  
PLACE PPP-08 ON ⊕ AS SHOWN

**PROPRIETARY NOTES**  
THE DESIGN AND CONSTRUCTION OF THIS PRODUCT ARE THE PROPERTY OF SAMTEC. NO PART OF THIS DOCUMENT IS TO BE REPRODUCED OR TRANSMITTED IN ANY FORM OR BY ANY MEANS, ELECTRONIC OR MECHANICAL, INCLUDING PHOTOCOPYING, RECORDING, OR BY ANY INFORMATION STORAGE AND RETRIEVAL SYSTEM, WITHOUT PERMISSION IN WRITING FROM SAMTEC.

MATERIAL: BODY: LIQUID CRYSTAL POLYMER COLOR: BLACK TERMINALS: PHOSPHOR BRONZE	EXSPROD ASSEMBLY 100 TSM5ASM <b>samtec</b> 520 PARK EAST BLVD, NEW ALBANY, INDIANA 47150 PHONE (812) 844-8723 P.O. BOX 1147 CODE 55322 MADE BY: REIDINGER 7-19-91
---	--