

NOTE: "R" = USED MEASURED DIMENSION (REF)
 "S" = $\{("R" - .1969 [5.000]) / 2\} \pm .020 [51]$

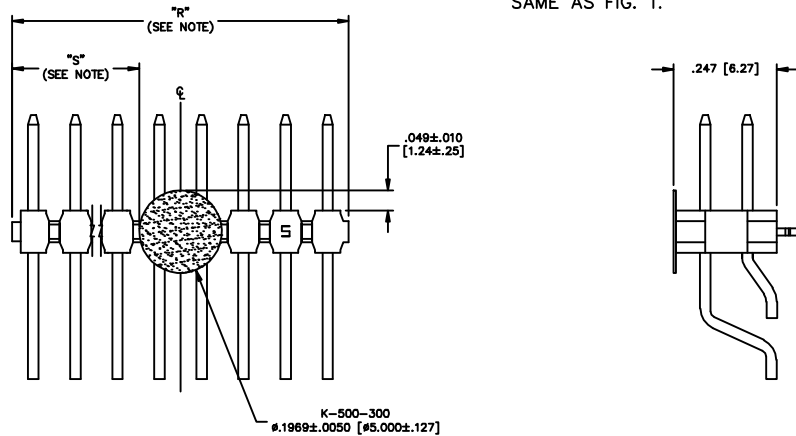
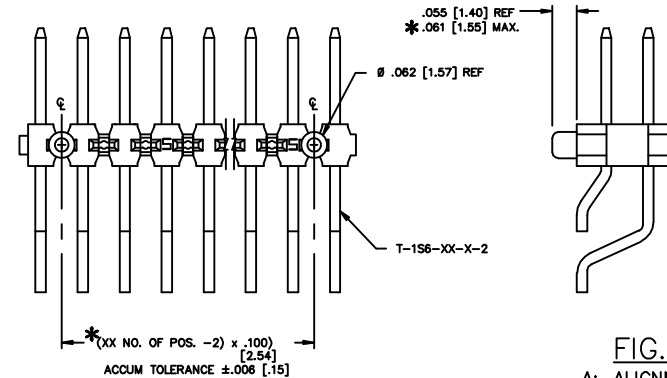


FIG. 5
 -K: POLYIMIDE FILM
 DIFFERENT AS SHOWN, OTHERWISE
 SAME AS FIG. 1.

DIMENSIONS ARE IN INCHES		UNLESS OTHERWISE NOTED		TOLERANCES ARE:		TITLE		DWG NO:
ONE PLACE DECIMALS ± .1 [3]	THREE PLACE DECIMALS ± .005 [13]	ANGLES	± 2°			TERMINAL STRIP DOUBLE SURFACE MOUNT		TSM-XX-XX-XX-XX-XX-XX
TWO PLACE DECIMALS ± .01 [3]	FOUR PLACE DECIMALS ± .0020 [51]							SHEET 2 OF 3



DIFFERENT AS SHOWN, OTHERWISE
 SAME AS FIG. 1.

FIG. 2

-A: ALIGNMENT PIN
 ALIGNMENT PINS APPEAR ON -A OPTION ONLY.
 * STAKED: USE (2) SM-A10H AND TSM-50-DHU
 (CAN BE CUT TO POSITION)
 NOT STAKED: USE TSM-XX-DHU-XX
 (CAN BE CUT TO POSITION)

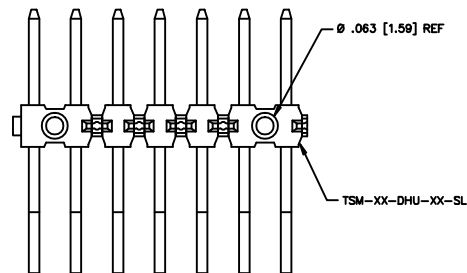
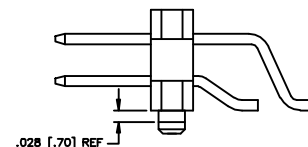
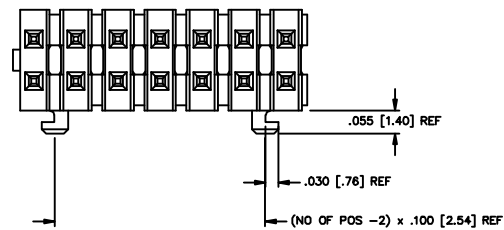


FIG. 6
 -SL: SOLDER LOCK

DIFFERENT AS SHOWN, OTHERWISE
 SAME AS FIG. 1.

PROPRIETARY NOTE
 THE INFORMATION CONTAINED HEREIN IS THE PROPERTY OF SAMTEC CORPORATION. IT IS TO BE USED ONLY FOR THE PURPOSES AND IN THE MANNER SPECIFICALLY AUTHORIZED BY SAMTEC CORPORATION. ANY UNAUTHORIZED REPRODUCTION OR DISTRIBUTION OF THIS INFORMATION IS STRICTLY PROHIBITED.

EXISPROD\ASSEMBLY\100
 TSM2H2

samtec

520 PARK EAST BLDG. NEW ALBANY, INDIANA 47150
 PHONE (812) 944-6733 P.O. BOX 1147
 CODE 65322

MADE BY: BRATONER 7-27-95

TSM-XX-XX-XX-XX-XX-XX
 SHEET 2 OF 3