



MTSW-126-09-L-S-430-RA


MTSW-203-11-T-T-740



MTSW-110-27-G-D-990



MTSW-112-12-G-Q-730-RA



MTSW-125-07-T-S-100

PLATING OPTION

-L

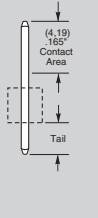
= 10µ" (0,25µm) Gold on post, Matte Tin on tail

-G

= 10µ" (0,25µm) Gold on post, Gold flash on balance

-T

= Matte Tin



Note: Other Gold plating options available. Contact Samtec.

ROW OPTION

-S

= Single

-D

= Double

-T

= Triple

-Q

= Double Row
.200" (5,08mm)
row space

POST HEIGHT

OTHER OPTION


POLARIZED OPTION

-“XXX”
= Polarized
(Specify ‘XXX’ as position number)

-RA or -RE = Right Angle

-LL

= Locking Lead
(N/A with -RE
N/A in single row 1 or 2
positions. Available on
tails from (2,29) .090" to
(10,16) .400" only)



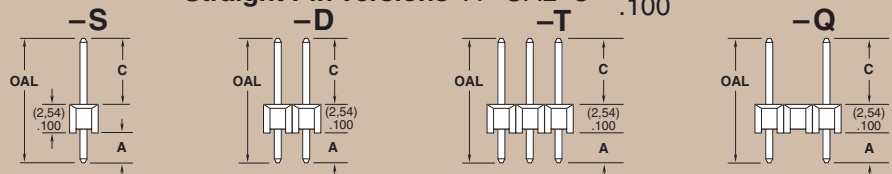
-LA = -RA Option with -LL Option
(Maximum “C” = (13,46) .530)

-“XXXX” = “C” Dimension (Specify post height in INCHES - .005" (0,13mm) increments)

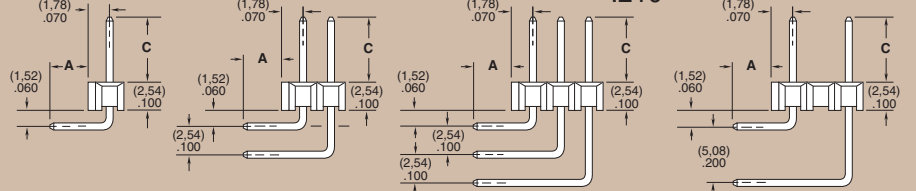
LEAD STYLE	FOR A = (2,29) .090			
	OAL	C MAXIMUM STRAIGHT	C MAXIMUM w/RA	C MAXIMUM w/RE
-06	(7,62) .300	(2,79) .110	N/A	N/A
-07	(10,92) .430	(6,10) .240	(3,30) .130	N/A
-08	(13,46) .530	(8,64) .340	(5,84) .230	(3,30) .130
-09	(18,54) .730	(13,72) .540	(10,92) .430	(8,38) .330
-10	(21,08) .830	(16,26) .640	(13,46) .530	(10,92) .430
-11	(23,62) .930	(18,80) .740	(16,00) .630	(13,46) .530
-12	(26,16) 1.030	(21,34) .840	(18,54) .730	(16,00) .630
* -13	(31,24) 1.230	(26,42) 1.040	(23,62) .930	(21,08) .830
* -21	(36,32) 1.430	(31,50) 1.240	(28,70) 1.130	(26,16) 1.030
* -22	(16,00) .630	(11,18) .440	(8,38) .330	(5,84) .230
* -23	(11,30) .445	(6,48) .255	(3,68) .145	N/A
* -24	(12,19) .480	(7,37) .290	(4,57) .180	N/A
* -27	(33,78) 1.330	(28,96) 1.140	(26,16) 1.030	(23,62) .930
* -28	(28,70) 1.130	(23,88) .940	(21,08) .830	(18,54) .730

* Styles -21, -23, -24, -27 not available with -D Right Angle
Styles -13, -21, -23, -24, -27, -28 not available with -T or -Q Right Angle

Straight Pin Versions A=OAL-C-^(2,54).100

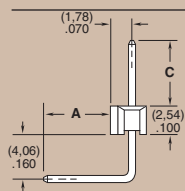


Right Angle Versions (-RA Options) A=OAL-C-^(5,33).210
Styles -21, -23, -24, -27 N/A with -D
Styles -13, -21, -23, -24, -27, -28 N/A with -T or -Q



Right Angle Versions (-RE Options) Single Row Only

A=OAL-C-^(7,87).310



Due to technical progress, all designs, specifications and components are subject to change without notice.

WWW.SAMTEC.COM