

REV. AX

DIMENSIONS ARE IN INCHES		UNLESS OTHERWISE NOTED		TOLERANCES ARE:	
ONE PLACE DECIMALS ±.1[2.5]	THREE PLACE DECIMALS ±.005[.13]	ANGLES	± 2°		
TWO PLACE DECIMALS ±.01[.3]	FOUR PLACE DECIMALS ±.0020[.051]				

TITLE: .050 x .050 C.L.
DOUBLE HORIZONTAL
TERMINAL STRIP

DWG NO:
FTSH-1XX-XX-XXX-DH-XX
SHEET 2 OF 2

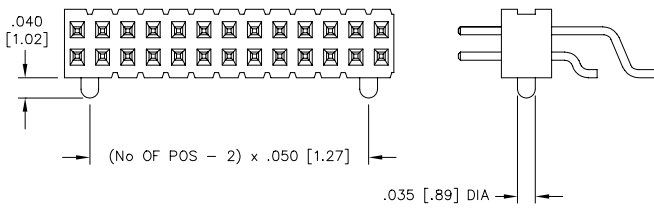


FIG. 3
-A: ALIGNMENT PIN (MOLDED) OPTION
DIFFERENT AS SHOWN, OTHERWISE SAME AS FIG. 1

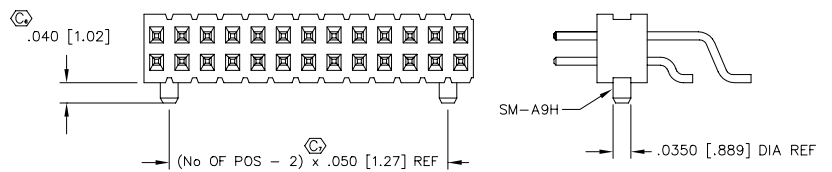


FIG. 4
-A: ALIGNMENT PIN (STAKED) OPTION
DIFFERENT AS SHOWN, OTHERWISE SAME AS FIG. 1

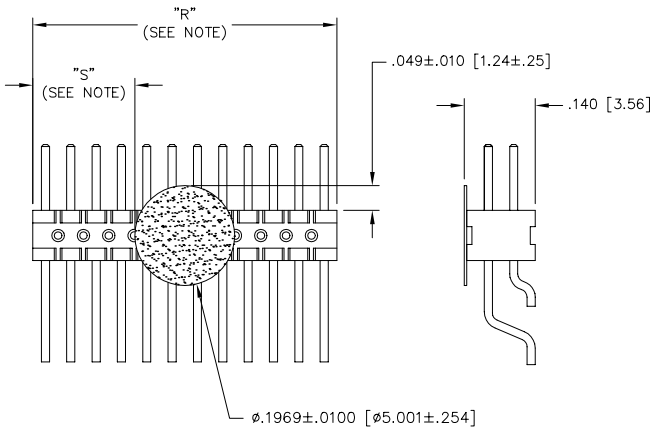
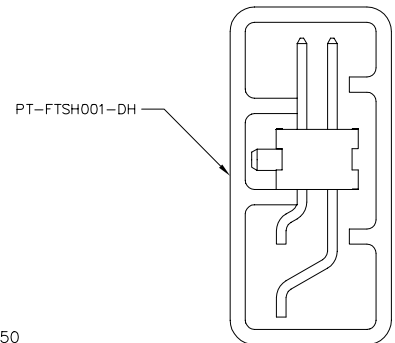


FIG. 5
-C: POLYIMIDE FILM

PROPRIETARY NOTE
THIS DOCUMENT CONTAINS INFORMATION
CONSIDERED TO BE PROPRIETARY AND
UNLAWFULLY DISCLOSED TO ANY OTHER
PERSON OR ENTITY WITHOUT THE WRITTEN
CONSENT OF SAMTEC INC.

NOTE: "R" = USED MEASURED DIMENSION (REF)
"S" = {("R" - .1969 [5.001]) / 2} ± .020 [.51]

PACKAGING VIEWS



PACKAGING NOTES:

1. PACKAGE POSITIONS -10 THROUGH -50 IN TUBES.
2. POSITIONS -02 THROUGH -09 ARE TO BE LAYER PACKAGED. EXCEPT FOR -C OPTION, TUBE POSITIONS 5 THROUGH 50.
3. ALL PARTS POSITIONS 5-50 USE PT-FTSH001-DH.
4. USE TP-24 PLUG.

PLOT SCALE: 1" = .15

samtec
EXSPROD/ASSEMBLY/050
FTSH042

520 PARK EAST BLVD. NEW ALBANY, INDIANA 47150
PHONE (812) 944-6733 P.O. BOX 1147
CODE 55322

MADE BY: M PUFFER 6-30-97 FTSH-1XX-XX-XXX-DH-XX
SHEET 2 OF 2