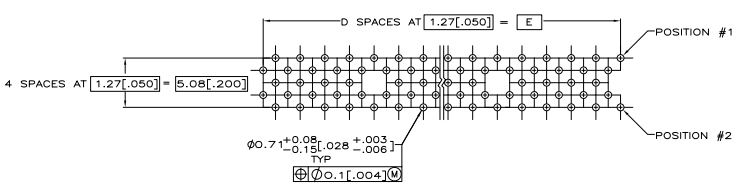
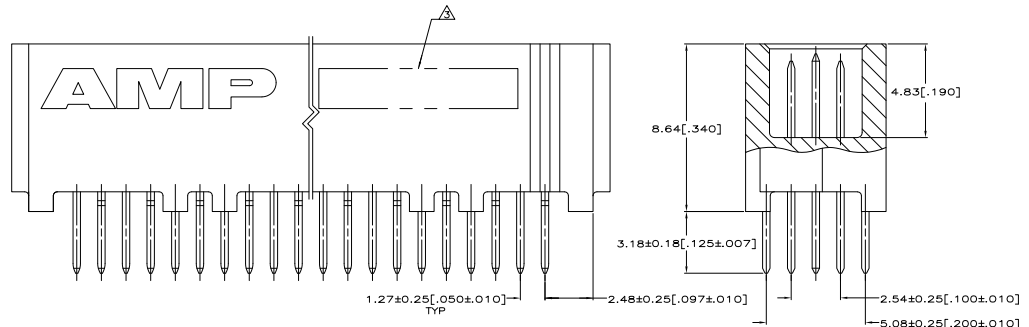
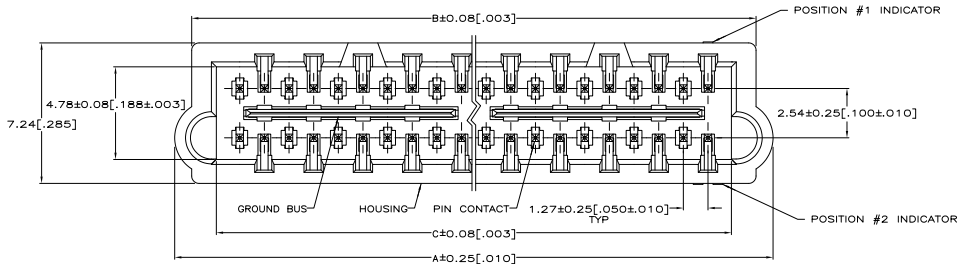


THIS DRAWING IS UNPUBLISHED
 UNLESS INDICATED OTHERWISE
 © AMP, INC. ALL RIGHTS RESERVED

REV	DATE	DESCRIPTION	BY	CHKD
AD	25			
03		REVISED FOR ECO-07-01465		

- △ HOUSING: HIGH TEMPERATURE THERMOPLASTIC, COLOR NATURAL.
PIN CONTACTS: PHOSPHOR BRONZE.
GROUND BUSES: PHOSPHOR BRONZE.
- △ CONTACTS & GROUND BUSES: 0.00076(0.00030) MIN. GOLD PER ASTM B 488 ON CONTACT AREA, 0.00254-0.00762(0.00100-0.00300) MATTE TIN PER ASTM B 545 ON SOLDER TAIL, ALL OVER 0.00127-0.00254(0.00050-0.00100) MATTE NICKEL PER SAE AMS-QQ-N-290 ON ENTIRE CONTACT.
- △ DATE CODE MARKED IN AREA INDICATED.



RECOMMENDED PC BOARD HOLE LAYOUT
 (VIEWED FROM CONNECTOR SIDE)
 SCALE 5:1

125.73[4.950]	99	128.22[5.048]	130.68[5.145]	132.44[5.214]	200	5536272-9
113.03[4.450]	89	115.52[4.548]	117.98[4.645]	119.74[4.714]	180	5536272-8
100.33[3.950]	79	102.82[4.048]	105.28[4.145]	107.04[4.214]	160	5536272-7
87.63[3.450]	69	90.12[3.548]	92.58[3.645]	94.34[3.714]	140	5536272-6
74.93[2.950]	59	77.42[3.048]	79.88[3.145]	81.64[3.214]	120	5536272-5
62.23[2.450]	49	64.72[2.548]	67.18[2.645]	68.94[2.714]	100	5536272-4
49.53[1.950]	39	52.02[2.048]	54.48[2.145]	56.24[2.214]	80	5536272-3
36.83[1.450]	29	39.32[1.548]	41.78[1.645]	43.54[1.714]	60	5536272-2
24.13[.950]	19	26.62[1.048]	29.08[1.145]	30.84[1.214]	40	5536272-1

THIS DRAWING IS A CONTROLLED DOCUMENT. DATE: 01-27-78

DESIGNED BY: J. FERNANDEZ
 DRAWN BY: J. DEON
 CHECKED BY: J. DEON
 APPROVED BY: J. DEON

DATE: 01-27-78
 PART NO: 108-1272
 REV: 114-11005

THIS DRAWING IS A CONTROLLED DOCUMENT. DATE: 01-27-78

DESIGNED BY: J. FERNANDEZ
 DRAWN BY: J. DEON
 CHECKED BY: J. DEON
 APPROVED BY: J. DEON

DATE: 01-27-78
 PART NO: 108-1272
 REV: 114-11005

CUSTOMER DRAWING