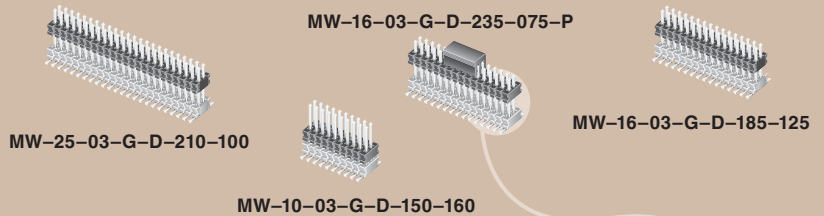




(1,00mm) .03937"

MW SERIES



SMT MICRO BOARD STACKER

SPECIFICATIONS

For complete specifications and recommended PCB layouts see www.samtec.com?MW

Insulator Material:

Top: Black LCP

Bottom: Natural LCP

Terminal Material:

Phosphor Bronze

Current Rating:

2.5A @ 80°C ambient

Operating Temp Range:

-55°C to +125°C

Plating:

Au over 50µ" (1,27µm) Ni

RoHS Compliant:

Yes

Processing:

Lead-Free Solderable:

Yes

SMT Lead Coplanarity:

(0,10mm) .004" max (02-30)

(0,15mm) .006" max (31-50)

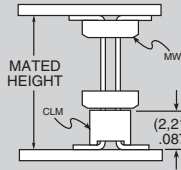


Mates with:
CLM, MLE

APPLICATIONS

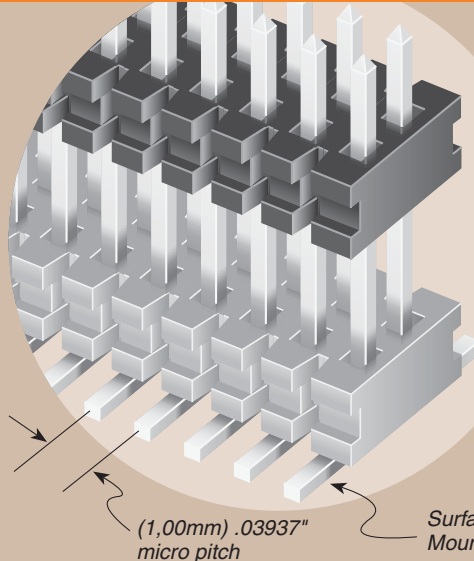
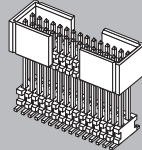
EXAMPLES		
LEAD STYLE	CLM	MATED HEIGHT*
MW		
-163-065	-02	(6,35) .250
-233-065		(8,13) .320

*Processing conditions will affect mated height.



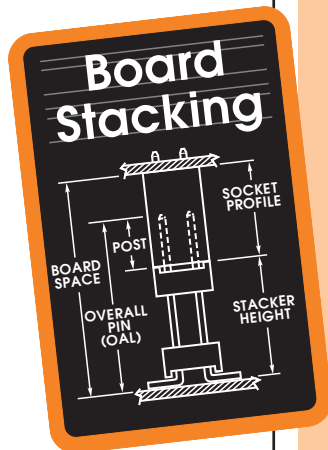
APPLICATION SPECIFIC OPTION

Alignment pins, end shrouds and end shrouds with guide posts available. Call Samtec.



Available with optional end shrouds and pick-and-place pads

MW	NO. PINS PER ROW	03	PLATING OPTION	D	STACKER HEIGHT	POST HEIGHT	OPTION
	02 thru 50		-G = 10µ" (0,25µm) Gold		-“XXX” = Stacker Height (in inches) (2,41) .095 to (6,22) .245 Example: -245 = (6,22mm) .245"	-“XXX” = Post Height (in inches) (1,65) .065 minimum Example: -065 = (1,65) .065"	-P = Pick & Place Pad (7 positions minimum) -TR = Tape & Reel



Note: This Series is non-standard, non-returnable.

Due to technical progress, all designs, specifications and components are subject to change without notice.

WWW.SAMTEC.COM