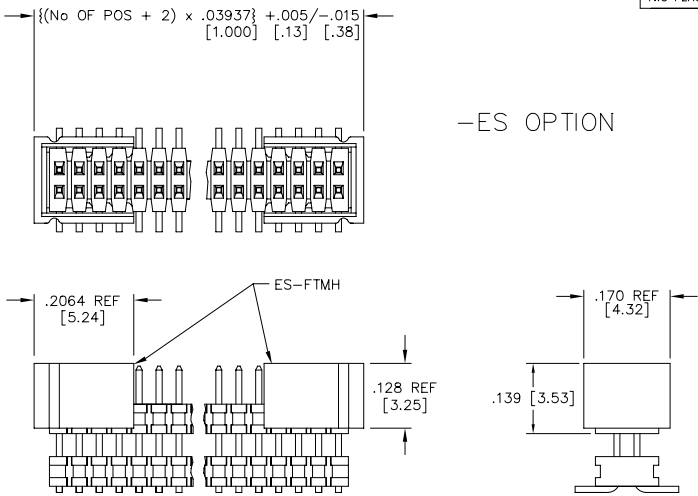


REV. AJ

FIG. 4

(DIFFERENT AS SHOWN, OTHERWISE SAME AS FIG. 1)



DIMENSIONS ARE IN INCHES		UNLESS OTHERWISE NOTED		TOLERANCES ARE:		TITLE:		DWG NO:	
ONE PLACE DECIMALS ±.1[2.5]		THREE PLACE DECIMALS ±.005[.13]		ANGLES ± 3°		1mm x 1mm CENTERLINE SURFACE MOUNT BOARD STACKER ASSEMBLY		MW-XX-03-X-D-XXX-XXX-XX	
TWO PLACE DECIMALS ±.01[.3]		FOUR PLACE DECIMALS ±.0020[.051]						SHEET 2 OF 3	

FIG. 3

(DIFFERENT AS SHOWN, OTHERWISE SAME AS FIG. 1)

NOTE: "M" = USED MEASURED DIMENSION (REF)
 "P" = $\{("M" - .200 [5.08]) / 2\} \pm .020 [.51]$

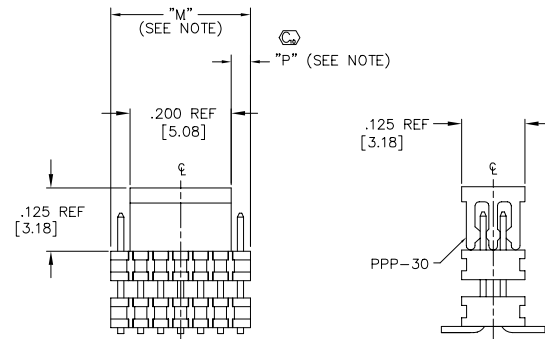
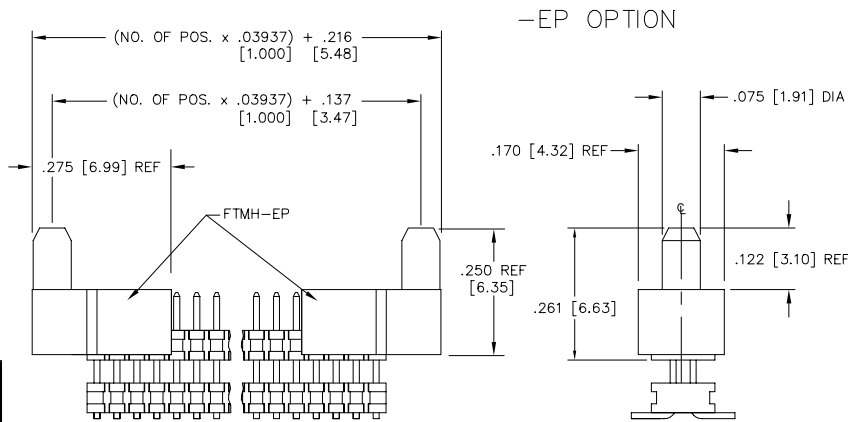


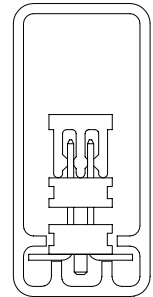
FIG. 5

(DIFFERENT AS SHOWN, OTHERWISE SAME AS FIG. 1)



PROPRIETARY NOTE
 THIS DOCUMENT CONTAINS INFORMATION
 CONFIDENTIAL AND PROPRIETARY TO
 SAMTEC INC. WHICH WILL BE
 APPROVED OR FORWARDED TO
 OTHER COMPANIES OR INDIVIDUALS
 ONLY ON THE AUTHORITY OF THE
 OFFICE OF THE PRESIDENT. IT IS
 HEREBY REQUESTED THAT YOU DO NOT
 DISCLOSE THIS INFORMATION WITHOUT THE EXPRESS
 WRITTEN CONSENT OF SAMTEC INC.

PACKAGING VIEW
 PARTS TO BE PACKAGED IN
 PT-1-24-02-60 TUBE USING
 2 TP-03 PLUGS.



samtec

520 PARK EAST BLVD. NEW ALBANY, INDIANA 47150
 PHONE (812) 944-6733 P.O. BOX 1147
 CODE 55322

SHT 2 MADE BY: JONES 1-17-97	ENG. APPROVAL	MW-XX-03-X-D-XXX-XXX-XX
		SHEET 2 OF 3

PLOT SCALE: 1 = .15
 ENDFROD\ASSEMBLY\1MM
 MW-ASM2