

4

3

2

1

THIS DRAWING IS UNPUBLISHED. RELEASED FOR PUBLICATION.
 BY TYCO ELECTRONICS CORPORATION. ALL INTERNATIONAL RIGHTS RESERVED.

LOC	DIST	REVISIONS			
F	LNK	DESCRIPTION	DATE	BY	APP'D
J		REVISED PER ECO-10-025268	16MAR11	HMR	JO

1 SPECIFICATIONS-

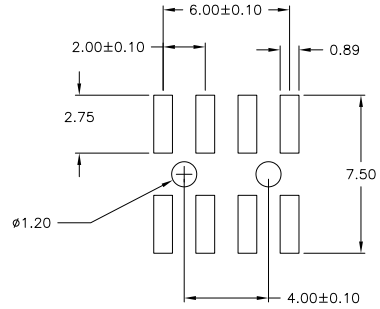
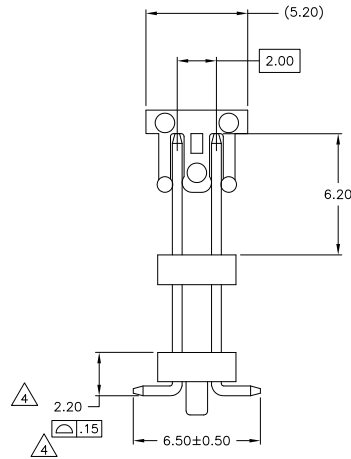
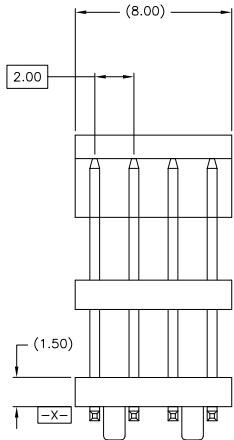
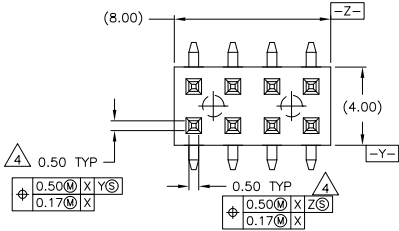
CONTACT MATERIAL: PHOSPHOR BRONZE,
 VACUUM CAP & INSULATOR MATERIAL: HIGH TEMPERATURE THERMOPLASTIC,
 UL 94V-0: BLACK COLOR

PACKAGING: TAPE AND REEL PER EIA 481

△2 CONTACT FINISH: DUPLEX PLATED 0.000762 GOLD ON CONTACT AREA,
 TIN-LEAD ON SOLDER LEADS

△3 CONTACT FINISH: DUPLEX PLATED 0.000762 GOLD ON CONTACT AREA,
 MATTE TIN ON SOLDER LEADS

△4 CRITICAL TO QUALITY



RECOMMENDED P.C. BOARD LAYOUT

SUPERSEDED BY 5-1571363-1	△3	8	5-1571363-1
	△2	8	1571363-1
	FINISH	NO OF POSN	PART NUMBER

THIS DRAWING IS A CONTROLLED DOCUMENT.		DRW R BROWN 28AJ002	Tyco Electronics Corporation Harrisburg, PA 17105-3608	
DIMENSIONS: mm		CHK D SIMPSON 28AJ002	NAME	
TOLERANCES UNLESS OTHERWISE SPECIFIED:		APPC D SIMPSON 28AJ002	HEADER ASSEMBLY, 2mm DOUBLE ROW, VERTICAL, SURFACE MOUNT, STACKING	
0 PLC ± -		PRODUCT SPEC	108-2273	
1 PLC ± -		APPLICATION SPEC	114-13177	
2 PLC ± 0.20		WEIGHT	A2 00779 ©=1571363	
3 PLC ± -		MATERIAL	CUSTOMER DRAWING	
4 P.C. ANGLES ± -		FINISH	SCALE 5:1 SHEET 1 of 1 REV J	