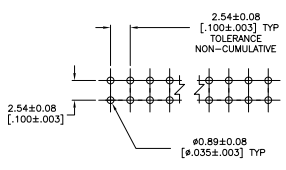
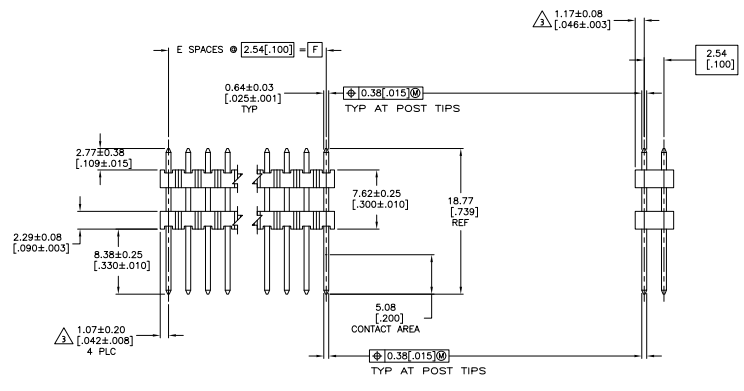
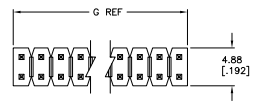


REV. NO.		DESCRIPTION	DATE	BY	APP'D
AD	00				
A2		REVISED PER ECO-11-004587	11MAR11	RK	HMR



RECOMMENDED HOLE LAYOUT

- ASSEMBLY MAY BE BROKEN TO THE DESIRED NUMBER OF POSITIONS
 - TRUE POSITION TOLERANCE OF THE POST TIPS APPLIES WHEN THE HEADER IS HELD FLAT AGAINST THE PRINTED CIRCUIT BOARD
- △ THE NOTED DIMENSIONS APPLY AT THE INTERSECTION OF THE POST AND HOUSING
- △ HOUSING: FLAME RETARDANT THERMOPLASTIC; COLOR: BLACK.
- △ FINISH: 0.000381 [0.00015] GOLD ON CONTACT AREA, 0.00254-0.00508 [0.00100-0.00200] MATTE TIN-LEAD ON SOLDER TAIL, 0.00127 [0.000050] NICKEL ENTIRE POST.
- △ FINISH: 0.000381 [0.00015] GOLD ON CONTACT AREA, 0.00254-0.00508 [0.00100-0.00200] MATTE TIN ON SOLDER TAIL, 0.00127 [0.000050] NICKEL ENTIRE POST.

THIS DRAWING IS A CONTROLLED DOCUMENT.		DATE	BY	REVISION
DRAWING NO. 100779		DATE	BY	REVISION
CUSTOMER DRAWING		DATE	BY	REVISION
DRAWING NO. 100779		DATE	BY	REVISION
CUSTOMER DRAWING		DATE	BY	REVISION

THIS DRAWING IS UNPUBLISHED
 ALL RIGHTS RESERVED

REVISONS		DATE	BY	APP
AD	00			

△	101.19	99.06	39	80	9-146490-0
△	[3.984]	[3.900]			
△	98.65	96.52	38	78	8-146490-9
△	[3.884]	[3.800]			
△	96.11	93.98	37	76	8-146490-8
△	[3.784]	[3.700]			
△	93.57	91.44	36	74	8-146490-7
△	[3.684]	[3.600]			
△	91.03	88.90	35	72	8-146490-6
△	[3.584]	[3.500]			
△	88.49	86.36	34	70	8-146490-5
△	[3.484]	[3.400]			
△	85.95	83.82	33	68	8-146490-4
△	[3.384]	[3.300]			
△	83.41	81.28	32	66	8-146490-3
△	[3.284]	[3.200]			
△	80.87	78.74	31	64	8-146490-2
△	[3.184]	[3.100]			
△	78.33	76.20	30	62	8-146490-1
△	[3.084]	[3.000]			
△	75.79	73.66	29	60	8-146490-0
△	[2.984]	[2.900]			
△	73.25	71.12	28	58	7-146490-9
△	[2.884]	[2.800]			
△	70.71	68.58	27	56	7-146490-8
△	[2.784]	[2.700]			
△	68.17	66.04	26	54	7-146490-7
△	[2.684]	[2.600]			
△	65.63	63.50	25	52	7-146490-6
△	[2.584]	[2.500]			
△	63.09	60.96	24	50	7-146490-5
△	[2.484]	[2.400]			
△	60.55	58.42	23	48	7-146490-4
△	[2.384]	[2.300]			
△	58.01	55.88	22	46	7-146490-3
△	[2.284]	[2.200]			
△	55.47	53.34	21	44	7-146490-2
△	[2.184]	[2.100]			
△	52.93	50.80	20	42	7-146490-1
△	[2.084]	[2.000]			
△	50.39	48.26	19	40	7-146490-0
△	[1.984]	[1.900]			
△	47.85	45.72	18	38	6-146490-9
△	[1.884]	[1.800]			
△	45.31	43.18	17	36	6-146490-8
△	[1.784]	[1.700]			
△	42.77	40.64	16	34	6-146490-7
△	[1.684]	[1.600]			
△	40.23	38.10	15	32	6-146490-6
△	[1.584]	[1.500]			
△	37.69	35.56	14	30	6-146490-5
△	[1.484]	[1.400]			
△	35.15	33.02	13	28	6-146490-4
△	[1.384]	[1.300]			
△	32.61	30.48	12	26	6-146490-3
△	[1.284]	[1.200]			
△	30.07	27.94	11	24	6-146490-2
△	[1.184]	[1.100]			
△	27.53	25.40	10	22	6-146490-1
△	[1.084]	[1.000]			
△	24.99	22.86	9	20	6-146490-0
△	[.984]	[.900]			
△	22.45	20.32	8	18	5-146490-9
△	[.884]	[.800]			
△	19.91	17.78	7	16	5-146490-8
△	[.784]	[.700]			
△	17.37	15.24	6	14	5-146490-7
△	[.684]	[.600]			
△	14.83	12.70	5	12	5-146490-6
△	[.584]	[.500]			
△	12.29	10.16	4	10	5-146490-5
△	[.484]	[.400]			
△	9.75	7.62	3	8	5-146490-4
△	[.384]	[.300]			
△	7.21	5.08	2	6	5-146490-3
△	[.284]	[.200]			
△	4.67	2.54	1	4	5-146490-2
△	[.184]	[.100]			
△	2.13	-	-	2	5-146490-1
△	[.084]	-	-		
PLATING	G	F	E	NO. OF POSITIONS	PART NUMBER

△	101.19	99.06	39	80	4-146490-0
△	[3.984]	[3.900]			
△	98.65	96.52	38	78	3-146490-9
△	[3.884]	[3.800]			
△	96.11	93.98	37	76	3-146490-8
△	[3.784]	[3.700]			
△	93.57	91.44	36	74	3-146490-7
△	[3.684]	[3.600]			
△	91.03	88.90	35	72	3-146490-6
△	[3.584]	[3.500]			
△	88.49	86.36	34	70	3-146490-5
△	[3.484]	[3.400]			
△	85.95	83.82	33	68	3-146490-4
△	[3.384]	[3.300]			
△	83.41	81.28	32	66	3-146490-3
△	[3.284]	[3.200]			
△	80.87	78.74	31	64	3-146490-2
△	[3.184]	[3.100]			
△	78.33	76.20	30	62	3-146490-1
△	[3.084]	[3.000]			
△	75.79	73.66	29	60	3-146490-0
△	[2.984]	[2.900]			
△	73.25	71.12	28	58	2-146490-9
△	[2.884]	[2.800]			
△	70.71	68.58	27	56	2-146490-8
△	[2.784]	[2.700]			
△	68.17	66.04	26	54	2-146490-7
△	[2.684]	[2.600]			
△	65.63	63.50	25	52	2-146490-6
△	[2.584]	[2.500]			
△	63.09	60.96	24	50	2-146490-5
△	[2.484]	[2.400]			
△	60.55	58.42	23	48	2-146490-4
△	[2.384]	[2.300]			
△	58.01	55.88	22	46	2-146490-3
△	[2.284]	[2.200]			
△	55.47	53.34	21	44	2-146490-2
△	[2.184]	[2.100]			
△	52.93	50.80	20	42	2-146490-1
△	[2.084]	[2.000]			
△	50.39	48.26	19	40	2-146490-0
△	[1.984]	[1.900]			
△	47.85	45.72	18	38	1-146490-9
△	[1.884]	[1.800]			
△	45.31	43.18	17	36	1-146490-8
△	[1.784]	[1.700]			
△	42.77	40.64	16	34	1-146490-7
△	[1.684]	[1.600]			
△	40.23	38.10	15	32	1-146490-6
△	[1.584]	[1.500]			
△	37.69	35.56	14	30	1-146490-5
△	[1.484]	[1.400]			
△	35.15	33.02	13	28	1-146490-4
△	[1.384]	[1.300]			
△	32.61	30.48	12	26	1-146490-3
△	[1.284]	[1.200]			
△	30.07	27.94	11	24	1-146490-2
△	[1.184]	[1.100]			
△	27.53	25.40	10	22	1-146490-1
△	[1.084]	[1.000]			
△	24.99	22.86	9	20	1-146490-0
△	[.984]	[.900]			
△	22.45	20.32	8	18	146490-9
△	[.884]	[.800]			
△	19.91	17.78	7	16	146490-8
△	[.784]	[.700]			
△	17.37	15.24	6	14	146490-7
△	[.684]	[.600]			
△	14.83	12.70	5	12	146490-6
△	[.584]	[.500]			
△	12.29	10.16	4	10	146490-5
△	[.484]	[.400]			
△	9.75	7.62	3	8	146490-4
△	[.384]	[.300]			
△	7.21	5.08	2	6	146490-3
△	[.284]	[.200]			
△	4.67	2.54	1	4	146490-2
△	[.184]	[.100]			
△	2.13	-	-	2	146490-1
△	[.084]	-	-		
PLATING	G	F	E	NO. OF POSITIONS	PART NUMBER

THIS DRAWING IS A CONTROLLED DOCUMENT.

TE CONNECTIVITY
 TE Connectivity
 HEADERS ASSEMBLY, MOD II,
 STAGGING, DOUBLE ROW,
 .050 SQ.FPST., UNSHROUDED

DATE: 00779G=146490

CUSTOMER DRAWING

REV: 4.1

FIG: 2

REV: A2