

3	B
2	B
1	B
SHT	REV
REVISE ON CAD ONLY	

NOTES PLEASE SEE PAGE 3 OF 3

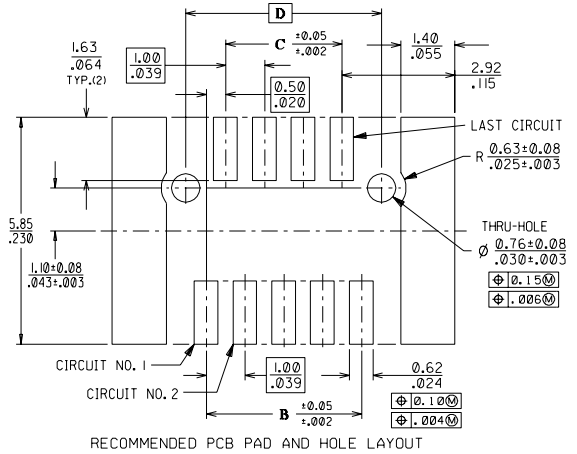
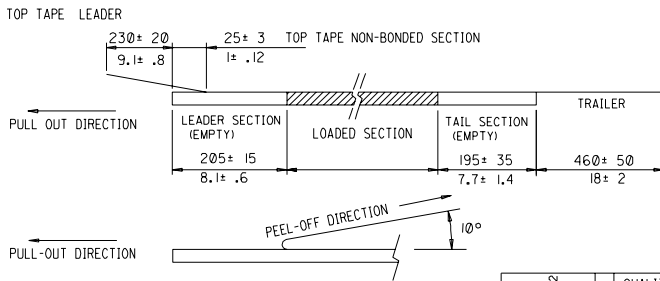
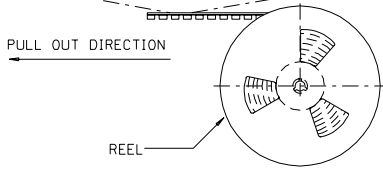
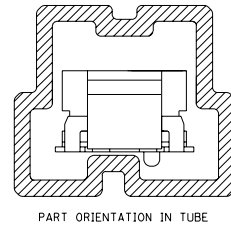
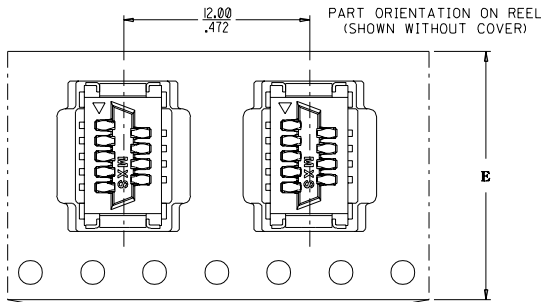
REVISE AS PER EC NO. S2000-0130 DRWN:REGINA_SHAN_00313 CHYK: APPR:	DESCRIPTION MAJOR ▼: 0 CRITICAL ▽: 0	GENERAL TOLERANCES: (UNLESS SPECIFIED)		SCALE NTS	DESIGN UNITS <input checked="" type="checkbox"/> mm <input type="checkbox"/> INCH	<input checked="" type="checkbox"/> THIRD ANGLE <input type="checkbox"/> PROJECTION	DIMENSIONS: <input checked="" type="checkbox"/> mm <input type="checkbox"/> INCH <input type="checkbox"/> mm ONLY		SHT REV
		4 PLACES ±0. ___ ±. ___ 3 PLACES ±0. ___ ±. 0.08 2 PLACES ±0. 20 ±. ___ 1 PLACE ±0. ___ ±. ___		DRAWN BY & DATE REGINA SHAN 000512	TITLE: 1mm BOARD-TO-BOARD SMT RECEPTACLE CONNECTOR ASSEMBLY				
		ANGULAR: ± °		CHECKED BY & DATE LILY CHANG 000608	APPROVED BY & DATE S. K. TOH 000608				
		B	REV	CAD FILENAME	MATERIAL NO. SEE TALBE	DRAWING NO. SD-87433-001	SHEET NO. 1 OF 3	SIZE A3	

THIS DRAWING CONTAINS INFORMATION THAT IS PROPRIETARY TO MOLEX INCORPORATED AND SHOULD NOT BE USED WITHOUT WRITTEN PERMISSION.

WBORD_A.BOR REV A
97/05/14 LEVEL 4

8 7 6 5 4 3 2 1

TAPE AND REEL WIDTHS AND HOLE DIMENSIONS CONFORM TO EIA-481 STANDARDS.



REVISE AS PER EC NO. 52900-0130 DRAWN: REGINA SHAN 000312 CHK: CHIK APPR:	DESCRIPTION MAJOR CRITICAL	GENERAL TOLERANCES: (UNLESS SPECIFIED)		SCALE	DESIGN UNITS	THIRD ANGLE PROJECTION	DIMENSIONS:		SHT	REV	
		mm	INCH	NTS	mm		INCH	mm	INCH	mm	ONLY
B	REV	4 PLACES	±0. —	±. —	DRAWN BY & DATE REGINA SHAN 000512	MATERIAL NO. SEE TABLE	DRAWING NO. SD-87433-001	MATERIAL NO. SEE TABLE	DRAWING NO. SD-87433-001	SHEET NO. 2 OF 3	SIZE A3
		3 PLACES	±0. —	±.008	CHECKED BY & DATE LILY CHANG 000608						
		2 PLACES	±0. 20	±. —	APPROVED BY & DATE S. K. TOH 000608	MATERIAL NO. SEE TABLE					
		1 PLACE	±0. —	±. —	APPROVED BY & DATE S. K. TOH 000608	DRAWING NO. SD-87433-001					
		ANGULAR: ± °		CAD FILENAME: NA							
THIS DRAWING CONTAINS INFORMATION THAT IS PROPRIETARY TO MOLEX INCORPORATED AND SHOULD NOT BE USED WITHOUT WRITTEN PERMISSION.											

WBORD_A.BOR REV A
97/05/14 LEVEL 4

8 7 6 5 4 3 3 2 1

NOTES:

- MATERIALS : HOUSING - GLASS-FILLED LIQUID CRYSTAL POLYMER (LCP),
 COLOR: BEIGE, UL FLAMMABILITY RATING V-0
 COVER - GLASS-FILLED LIQUID CRYSTAL POLYMER (LCP),
 COLOR: BEIGE, UL FLAMMABILITY RATING V-0
 KAPTON TAPE- SILICON POLYMER,ADHESIVE TYPE
 COLOR : AMBER
 INSERTS - COPPER ALLOY
 TERMINALS - COPPER ALLOY
- FINISH : INSERTS - TIN LEAD ALLOY [SNPB] OVER NICKEL,
 TERMINALS - SELECTIVE GOLD [AU] 0.76 MICRONS (30 MICRO-
 INCHES) MINIMUM IN THE CONTACT AREA.
 SELECTIVE TIN LEAD ALLOY [SNPB] ON THE PC
 TAILS. NICKEL [NI] UNDERCOAT OVERALL.

3. PRODUCT SPECIFICATION : PS - 87433 - 0001

4. PART NO. LEGEND : 8 7 4 3 3 - * * * 0

- CIRCUIT SIZE _____
- 05 - 9 CIRCUITS 21 - 41 CIRCUITS
 - 06 - 11 CIRCUITS 26 - 51 CIRCUITS
 - 08 - 15 CIRCUITS 35 - 69 CIRCUITS
 - 11 - 21 CIRCUITS
 - 13 - 25 CIRCUITS
 - 16 - 31 CIRCUITS

- POLARIZING POSTS, PICK-AND-PLACE COVER,
 AND PACKAGING OPTIONS :
- 2 - NO POSTS, NO COVER, TUBE PACKAGING
 - 3 - TWO POSTS, NO COVER, TUBE PACKAGING
 - 4 - NO POSTS, WITH COVER, TUBE PACKAGING
 - 5 - TWO POSTS, WITH COVER, TUBE PACKAGING
 - 6 - NO POSTS, NO COVER, EMBOSSED TAPE AND REEL
 - 7 - TWO POSTS, NO COVER, EMBOSSED TAPE AND REEL
 - 8 - NO POSTS, WITH COVER, EMBOSSED TAPE AND REEL
 - 9 - TWO POSTS, WITH COVER, EMBOSSED TAPE AND REEL

8 7 4 3 3 - * * * 2

- CIRCUIT SIZE _____
- 05 - 9 CIRCUITS 21 - 41 CIRCUITS
 - 06 - 11 CIRCUITS 26 - 51 CIRCUITS
 - 08 - 15 CIRCUITS 35 - 69 CIRCUITS
 - 11 - 21 CIRCUITS
 - 13 - 25 CIRCUITS
 - 16 - 31 CIRCUITS

- POLARIZING POSTS, WITH KAPTON TAPE,
 AND PACKAGING OPTIONS :
- 6 - NO POSTS, EMBOSSED TAPE AND REEL
 - 7 - TWO POSTS, EMBOSSED TAPE AND REEL

PART NUMBER WITH COVER	PART NUMBER WITH KAPTON TAPE	CKT. SIZE	PART QTY. PER REEL	DIMENSIONS				
				A	B	C	D	E
87433-05*0	87433-05*2	9	1000	9.30 .366	4.00 .157	3.00 .118	5.05 .199	16.00 .630
87433-06*0	87433-06*2	11	1000	10.30 .406	5.00 .197	4.00 .157	6.05 .238	24.00 .945
87433-08*0	87433-08*2	15	1000	12.30 .484	7.00 .276	6.00 .236	8.05 .317	24.00 .945
87433-11*0	87433-11*2	21	1000	15.30 .602	10.00 .394	9.00 .354	11.05 .435	24.00 .945
87433-13*0	87433-13*2	25	1000	17.30 .681	12.00 .472	11.00 .433	13.05 .514	32.00 1.260
87433-16*0	87433-16*2	31	1000	20.30 .799	15.00 .591	14.00 .551	16.05 .632	32.00 1.260
87433-21*0	87433-21*2	41	1000	25.30 .996	20.00 .787	19.00 .748	21.05 .829	44.00 1.732
87433-26*0	87433-26*2	51	1000	30.30 1.193	25.00 .984	24.00 .945	26.05 1.026	44.00 1.732
87433-35*0	87433-35*2	69	1000	39.30 1.547	34.00 1.339	33.00 1.299	35.05 1.380	56.00 2.205

REVISE AS PER EC NO. 52000-0130 DRAWN: REGINA SHAN 00032 CHK'D: CHIKI APPR:	DESCRIPTION	QUALITY SYMBOLS	GENERAL TOLERANCES: (UNLESS SPECIFIED)		SCALE	DESIGN UNITS	THIRD ANGLE PROJECTION	DIMENSIONS:	SHT	REV
		MAJOR = 0	mm	INCH	NTS	mm		mm	INCH	mm
B	REV	CRITICAL = 0	4 PLACES ±0. ___ ±. ___		DRAWN BY & DATE REGINA SHAN 000526		TITLE: 1mm BOARD-TO-BOARD SMT RECEPTACLE CONNECTOR ASSEMBLY			
			3 PLACES ±0. ___ ±.008		CHECKED BY & DATE LILY CHANG 000608					
			2 PLACES ±0.20 ±. ___		APPROVED BY & DATE S. K. TOH 000608		MOLEX INCORPORATED			
			1 PLACE ±0. ___ ±. ___		CAD FILENAME NA	MATERIAL NO. SEE TABLE		DRAWING NO. SD-87433-001	SHEET NO. 3 OF 3	
THIS DRAWING CONTAINS INFORMATION THAT IS PROPRIETARY TO MOLEX INCORPORATED AND SHOULD NOT BE USED WITHOUT WRITTEN PERMISSION.										SIZE A3