

(5,00mm) .197"

GRF1-J, GRF1-P SERIES

GRF1-P-P-08-E-ST-TH1

GRF1-P-P-04-E-ST-TH1

GRF1-J-P-04-E-ST-TH1

GRF1-J-P-04-E-ST-TH1-E

SPECIFICATIONS

For complete specifications and recommended PCB layouts see www.samtec.com?GRF1-J or www.samtec.com?GRF1-P

Shell Material:

Brass

Insulator Material:

PTFE

Contact Material:

BeCu

Pin Material:

Brass

Plating:

30µ" (0,76µm) Au over

50µ" (1,27µm) Ni

Operating Temp Range:

-40°C to +90°C

Insulation Resistance:

1000MΩ min

Contact Resistance:

Center: 5mΩ

Outer: 2.5mΩ

Impedance:

50Ω

Dielectric Withstanding

Voltage:

500 Vrms, 50Hz

Dielectric Working Voltage:

170 Vrms, 50Hz

Frequency Range:

0-6 GHz

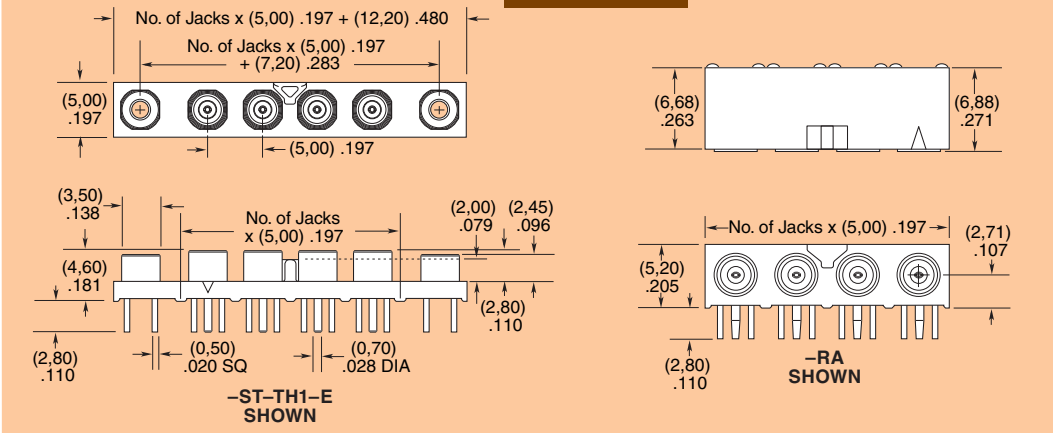
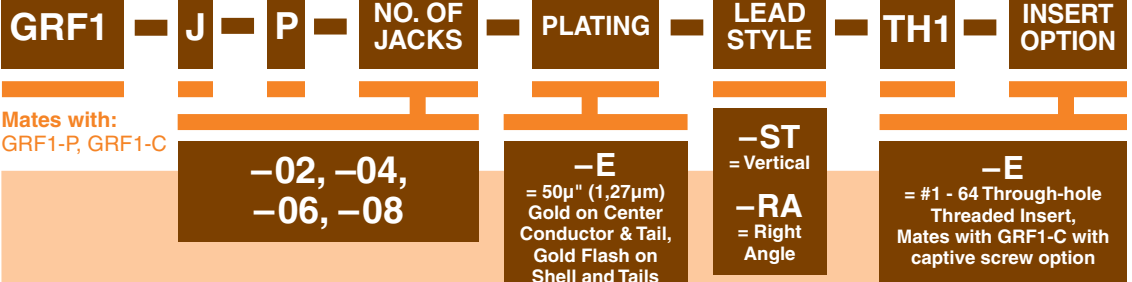
RoHS Compliant:

Yes

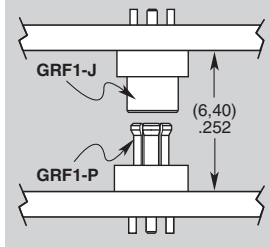
Processing:

Lead-Free Solderable:

Yes

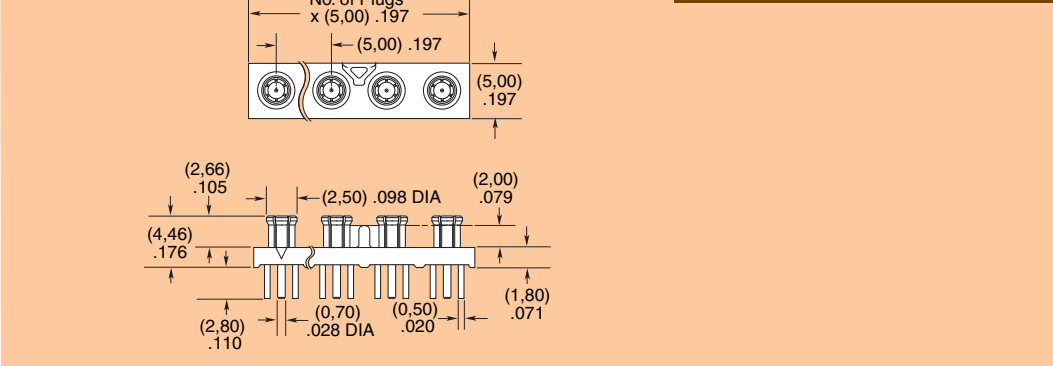
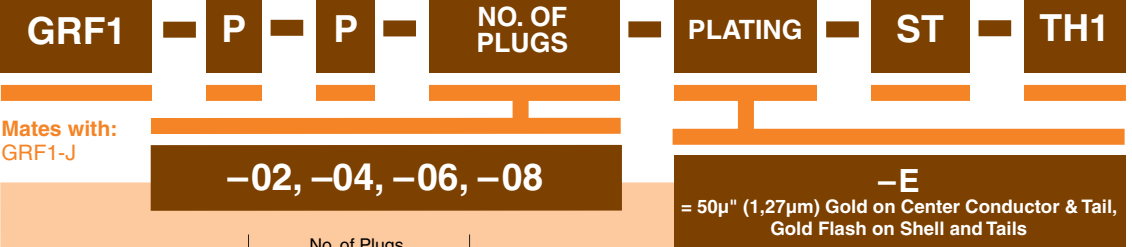


APPLICATION



ALSO AVAILABLE

Cable assemblies. See GRF1-C Series.



Due to technical progress, all designs, specifications and components are subject to change without notice.

WWW.SAMTEC.COM