THIS DRAWING IS UNPUBLISHED. RELEASED FOR PUBLICATION -.-.-
© COPYRIGHT - BY TYCO ELECTRONICS CORPORATION. ALL RIGHTS RESERVED.

UOC	DIST
AD	47

REVISIONS

P	LTR	DESCRIPTION	DATE	DRN	APVD
	A1	REVISED PER ECO-09-022670	22JAN10	HMR	DD

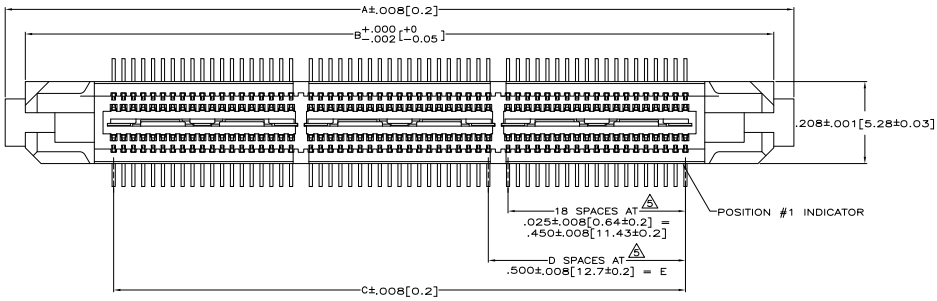

1. HOUSING: LIQUID CRYSTAL POLYMER, COLOR BLACK.
   CONTACTS: HIGH RELIABILITY COPPER ALLOY.
   GROUND BUSSES: PHOSPHOR BRONZE ALLOY, UNS C51100.
2. CONTACTS & GROUND BUSES: NICKEL UNDERPLATE ALL OVER, MATING SURFACE PLATED TO MEET LEVEL 2 PERFORMANCE REQUIREMENTS OF TE PRODUCT SPECIFICATION 108-1422, SOLDER TAILS PLATED MATTE TIN.
3. DATE CODE MARKED IN AREA INDICATED ON SIDE OPPOSITE POSITION #1.
4. ONE GROUND BUS WITH 5 TAILS PER EACH MODULE.
5. TOLERANCE NON-ACCUMULATIVE.
6. FOR STANDARD APPLICATIONS, ORIENTATION HOLE TO BE Ø.094±.002[2.39±0.05].
   FOR SLIP-FIT APPLICATIONS, ORIENTATION HOLE TO BE Ø.079±.001[2.00±0.03].
7. CONNECTORS PACKAGED ON 13 INCH DIA REELS PER EIA 481.

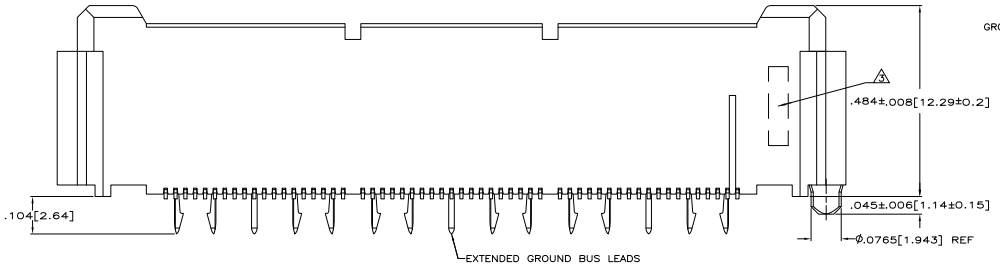

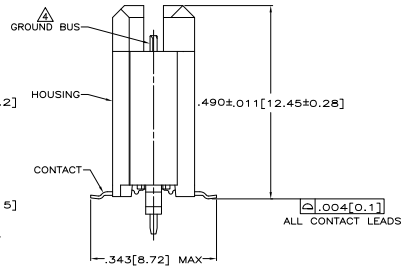

SEE SHEET 2 FOR RECOMMENDED PC BOARD LAYOUT AND PACKAGING DETAIL

6								
NO VACUUM COVER INCLUDED	4.724[120] F	3.000[76.2] E	6 D	3.450[87.63] C	3.898[99.01] B	4.000[101.6] A	266 NO OF POS	1-5767151-4 PART NUMBER

THIS DRAWING IS A CONTROLLED DOCUMENT.

DRAWN A. FERNANDEZ 27 OCT 04
CHK D. DIXON 27 OCT 04
APVD D. DIXON 27 OCT 04

DIMENSIONS: INCHES
TOLERANCE UNLESS OTHERWISE SPECIFIED: 0 PLC ± - ; 1 PLC ± - ; 2 PLC ± - ; 3 PLC ± .005[0.13] ; 4 PLC ± - ; ANGLES ± -
MATERIAL 1
FINISH 2

PRODUCT SPEC 108-1422
APPLICATION SPEC 114-11004
WEIGHT -
CUSTOMER DRAWING

Tyco Electronics Corporation
Harrisburg, Pa 17105-3608

NAME: PLUG ASSEMBLY, .495[12.57] VERTICAL, .025[0.64]CL, GULL WING LEADS, POCKET TAPE PACKAGED, MICTOR

SIZE A1 CAGE CODE 00779 DRAWING NO C-5767151 RESTRICTED TO —

SCALE 1:1 SHEET 1 OF 2 REV A1

AMP 4805 REV 31MR2000

Downloaded from Elcodis.com electronic components distributor

THIS DRAWING IS UNPUBLISHED. RELEASED FOR PUBLICATION -.-.-
© COPYRIGHT — BY TYCO ELECTRONICS CORPORATION. ALL RIGHTS RESERVED.

UOC	DIST
AD	47

REVISIONS

P	LTR	DESCRIPTION	DATE	DWN	APVD
	—	SEE SHEET 1	—	—	—

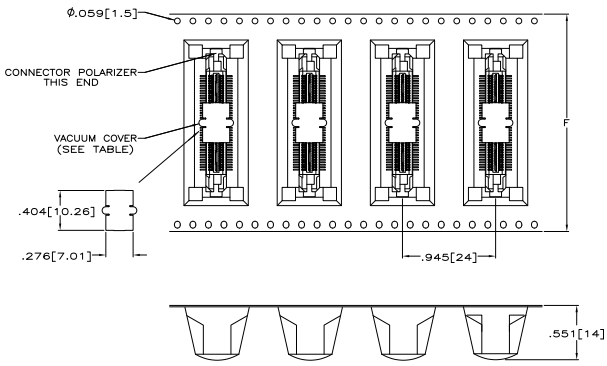

PACKAGING DETAIL 7
SCALE 2:1
DIMENSIONS ARE FOR REFERENCE

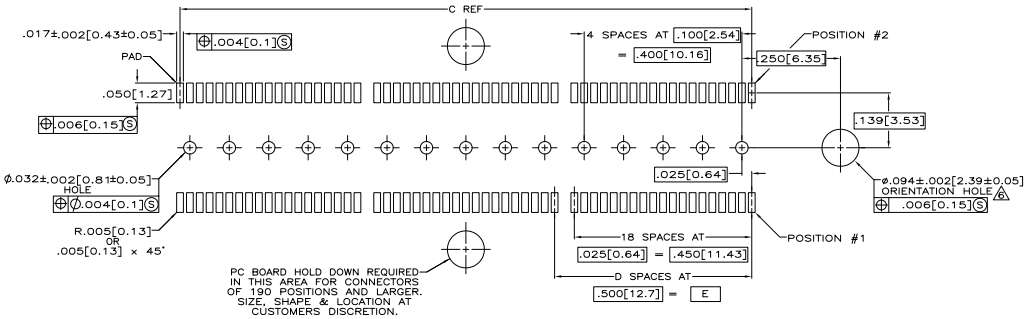

RECOMMENDED PC BOARD LAYOUT
(VIEWED FROM CONNECTOR SIDE)

THIS DRAWING IS A CONTROLLED DOCUMENT.

DIMENSIONS: INCHES

TOLERANCE UNLESS OTHERWISE SPECIFIED:
0 PLC ± —
1 PLC ± —
2 PLC ± —
3 PLC ± .005[0.13]
4 PLC ± —
ANGLES ± —

MATERIAL —
FINISH —

DRN	A. FERNANDEZ	28 OCT 04
CHK	D. DIXON	28 OCT 04
APVD	D. DIXON	28 OCT 04
PRODUCT SPEC	—	
APPLICATION SPEC	—	
WEIGHT	—	

Tyco Electronics Corporation
Harrisburg, Pa 17105-3608

NAME: PLUG ASSEMBLY, .495[12.57] VERTICAL, .025[0.64] CL, GULL WING LEADS, POCKET TAPE PACKAGED, MICTOR

SIZE	CAGE CODE	DRAWING NO	RESTRICTED TO
A1	00779	C-5767151	—

CUSTOMER DRAWING | SCALE 1:1 | SHEET 2 OF 2 | REV A1

AMP 4805 REV 31MR2000

Downloaded from Elcodis.com electronic components distributor