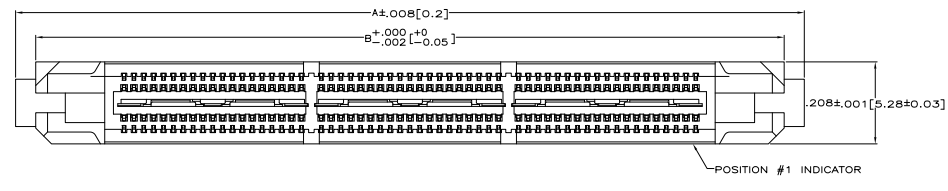
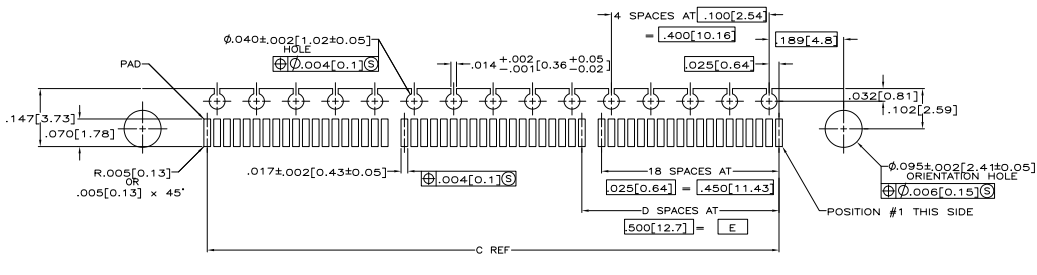
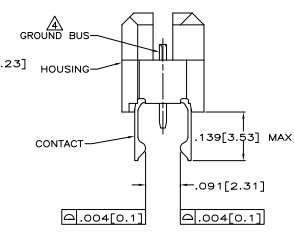
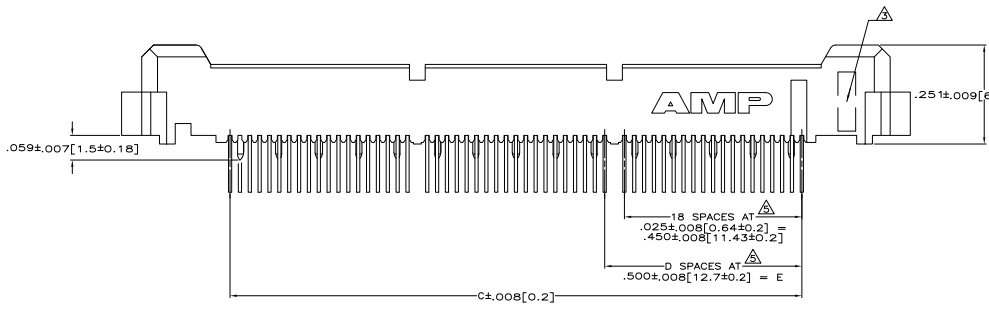


THIS DRAWING IS UNPUBLISHED. ALL RIGHTS RESERVED.
 © 1988 AMP INC. BY AMP ELECTRONICS CORPORATION

REV	DATE	DESCRIPTION	BY	CHK	APP
AD	00				
T		REVISED FOR ECO-08-020485			



- △ HOUSING: LIQUID CRYSTAL POLYMER, COLOR BLACK.
CONTACTS: HIGH RELIABILITY COPPER ALLOY.
GROUND BUSES: PHOSPHOR BRONZE ALLOY, UNS C5100.
- △ CONTACTS & GROUND BUSES: NICKEL UNDERPLATE ALL OVER.
MATING SURFACE PLATED TO MEET LEVEL 2 PERFORMANCE
REQUIREMENTS OF THE PRODUCT SPECIFICATION 108-1422,
SOLDER TAILS PLATED TIN-LEAD.
- △ DATE CODE MARKED IN AREA INDICATED ON SAME SIDE AS
POSITION #1.
- △ ONE GROUND BUS WITH 5 TAILS PER EACH MODULE.
- △ TOLERANCE NON-ACCUMULATIVE.



RECOMMENDED PC BOARD LAYOUT
 (MIRROR IMAGE ON OPPOSITE SIDE)

NO.	DESCRIPTION	QTY	UNIT	NO. OF POS	PART NUMBER		
3	3.000 [76.2]	6	3.450 [87.63]	3.898 [99]	4.000 [101.6]	268	767039-7
4	2.000 [50.8]	5	2.850 [72.63]	3.398 [86.31]	3.500 [89.9]	238	767039-6
5	2.000 [50.8]	4	2.450 [62.23]	2.898 [73.61]	3.000 [76.2]	190	767039-5
6	1.000 [25.4]	3	1.850 [46.93]	2.398 [60.81]	2.500 [63.5]	152	767039-4
7	1.000 [25.4]	2	1.450 [36.83]	1.898 [48.11]	2.000 [50.8]	114	767039-3
8	.500 [12.7]	1	.950 [24.13]	1.398 [35.61]	1.500 [38.1]	78	767039-2
9	.000 [0]	0	.450 [11.43]	.898 [22.61]	1.000 [25.4]	38	767039-1
E		D	C	B	A		

THIS DRAWING IS A CONTROLLED DOCUMENT. AMP ELECTRONICS CORPORATION, Harrisburg, PA 17105-3808.

DATE: 108-1422
 DRAWING NO: 114-13088
 SIZE: 8.1

PLUG ASSEMBLY, RIGHT ANGLE, .025 [0.64] CENTER LINE, .091 [2.31] POS. VECTOR

REVISED FOR ECO-08-020485

DATE CODE: A1 00779 ©=767039