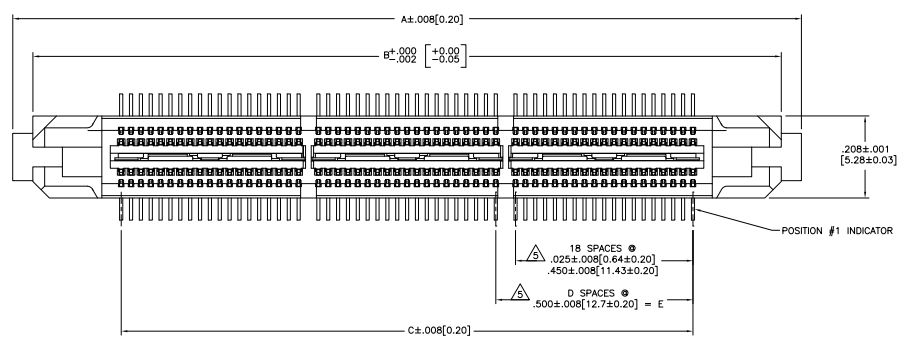
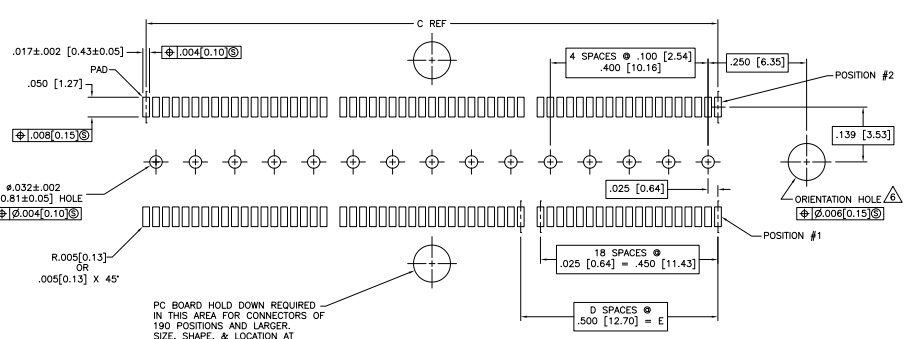
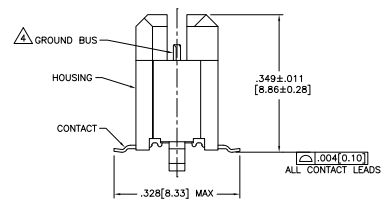
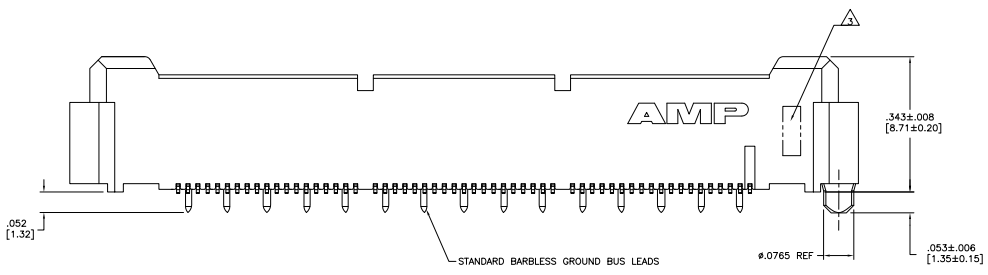


THIS DRAWING IS UNPUBLISHED  
 © AMP CORP. ALL RIGHTS RESERVED

REV	DATE	DESCRIPTION	BY	CHK	APP
AD	00				
A		REVISED PER ECO-08-009495	ZAMMOR	DH	DD



- △ HOUSING: LIQUID CRYSTAL POLYMER, COLOR: BLACK.  
CONTACTS: HIGH RELIABILITY COPPER ALLOY.  
GROUND BUSES: BRASS.
- △ CONTACTS & GROUND BUSES: NICKEL UNDERPLATE ALL OVER, MATING SURFACE PLATED TO MEET LEVEL 1 PERFORMANCE REQUIREMENTS OF TE PRODUCT SPECIFICATION 108-1422, SOLDER TAILS PLATED TIN-LEAD.
- △ DATE CODE MARKED IN AREA INDICATED ON SAME SIDE AS POSITION #1.
- △ ONE GROUND BUS WITH 5 TAILS PER EACH MODULE.
- △ TOLERANCE NON-ACCUMULATIVE.
- △ FOR STANDARD APPLICATIONS, ORIENTATION HOLE TO BE .094 ±.002 [2.39 ± 0.05].  
FOR SLIP-FIT APPLICATIONS, ORIENTATION HOLE TO BE .079 ±.001 [2.00 ± 0.03].
- △ PRELIMINARY, NOT RELEASED FOR PRODUCTION.



PC BOARD HOLD DOWN REQUIRED IN THIS AREA FOR CONNECTORS OF 190 POSITIONS AND LARGER. SIZE, SHAPE, & LOCATION AT CUSTOMERS DISCRETION.

RECOMMENDED PC BOARD LAYOUT (VIEWED FROM CONNECTOR SIDE)

△ 3.000 [76.2]	6	3.450 [87.63]	3.898 [99]	4.000 [101.6]	266	767192-7
△ 2.500 [63.5]	5	2.950 [74.93]	3.398 [86.31]	3.500 [88.9]	228	767192-6
△ 2.000 [50.8]	4	2.450 [62.23]	2.898 [73.61]	3.000 [76.2]	190	767192-5
△ 1.500 [38.1]	3	1.950 [49.53]	2.398 [60.91]	2.500 [63.5]	152	767192-4
△ 1.000 [25.4]	2	1.450 [36.83]	1.898 [48.21]	2.000 [50.8]	114	767192-3
△ .500 [12.7]	1	.950 [24.13]	1.398 [35.51]	1.500 [38.1]	76	767192-2
△ .000 [0]	0	.450 [11.43]	.898 [22.81]	1.000 [25.4]	38	767192-1
E	D	C	B	A	NO. OF POS.	PART NUMBER

THIS DRAWING IS A CONTROLLED DOCUMENT. AMP CORP. HARRISBURG, PA 17105-3008

DATE: 108-1422  
 REV: 114-11004  
 CUSTOMER DRAWING

PLUG ASSEMBLY, .354 [9.00] VERTICAL, .025 [0.64] JCL, GULL WING LEADS, MICTOR

DATE: 100779 (S) = 767192  
 SIZE: 8.1  
 SHEET: 1 OF 1