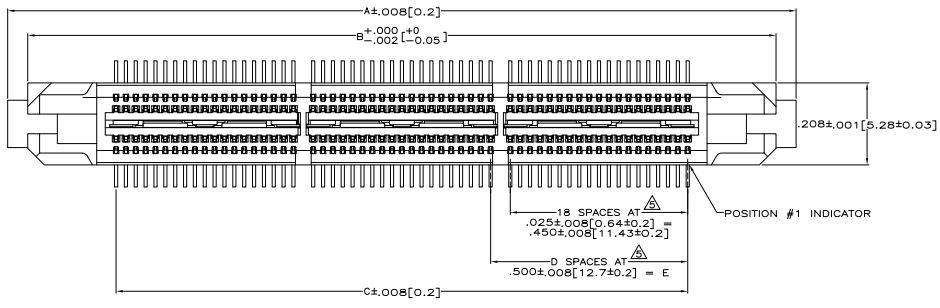
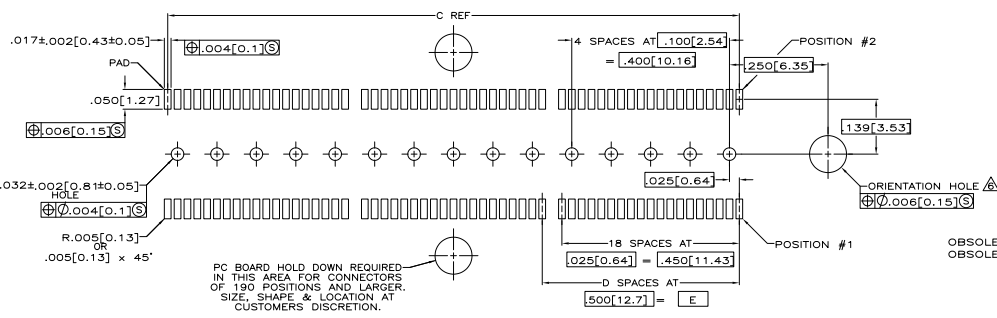
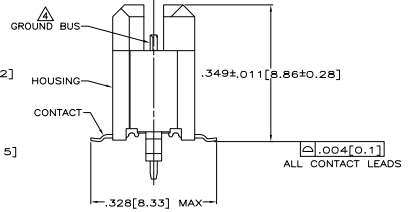
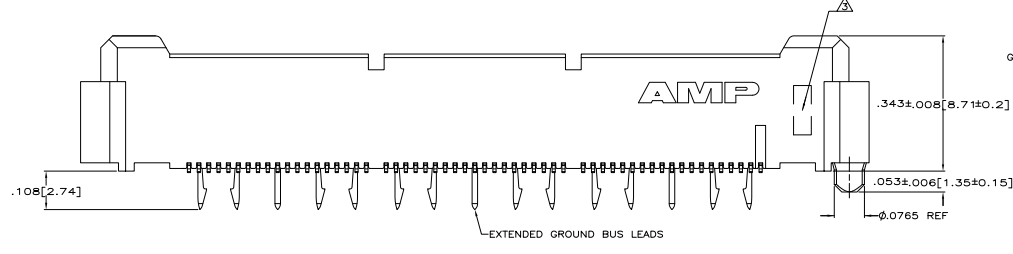


THIS DRAWING IS UNPUBLISHED  
 UNLESS INDICATED OTHERWISE  
 © 2008 AMP BY THE ELECTRONICS CORPORATION. ALL RIGHTS RESERVED.

REV	DATE	DESCRIPTION	BY	CHK	APP
AD 47					
D		REVISED FOR ECO-08-0046	25/AMK	DH	DD



- △ HOUSING: LIQUID CRYSTAL POLYMER, COLOR BLACK. CONTACTS: HIGH RELIABILITY COPPER ALLOY. GROUND BUSES: BRASS.
- △ CONTACTS & GROUND BUSES: NICKEL UNDERPLATE ALL OVER. MATING SURFACE PLATED TO MEET LEVEL 2 PERFORMANCE REQUIREMENTS OF THE PRODUCT SPECIFICATION 108-1422, SOLDER TAILS PLATED TIN-LEAD.
- △ DATE CODE MARKED IN AREA INDICATED ON SAME SIDE AS POSITION #1.
- △ ONE GROUND BUS WITH 5 TAILS PER EACH MODULE.
- △ TOLERANCE NON-ACCUMULATIVE.
- △ FOR STANDARD APPLICATIONS, ORIENTATION HOLE TO BE  $0.094 \pm 0.02$  [2.39 ± 0.05].
- △ FOR SLIP-FIT APPLICATIONS, ORIENTATION HOLE TO BE  $0.079 \pm 0.01$  [2.00 ± 0.03].



3.000 [76.2]	6	3.450 [87.63]	3.898 [99]	4.000 [101.6]	266	767140-7
2.500 [63.5]	5	2.950 [74.93]	3.398 [86.31]	3.500 [88.9]	228	767140-6
2.000 [50.8]	4	2.450 [62.23]	2.898 [73.61]	3.000 [76.2]	190	767140-5
1.500 [38.1]	3	1.950 [49.53]	2.398 [60.91]	2.500 [63.5]	152	767140-4
1.000 [25.4]	2	1.450 [36.83]	1.898 [48.21]	2.000 [50.8]	114	767140-3
0.500 [12.7]	1	0.950 [24.13]	1.398 [35.51]	1.500 [38.1]	76	767140-2
0.000 [0]	0	0.450 [11.43]	0.898 [22.81]	1.000 [25.4]	38	767140-1
E	D	C	B	A	NO. OF POS	PART NUMBER

THIS DRAWING IS A CONTROLLED DOCUMENT. IN USE: 10/04/04. DATE: 10/04/04. BY: 25/AMK. CHECKED: DH. APPROVED: DD.

REVISIONS: 1. 108-1422. 2. 114-11004. 3. 114-11004.

DATE CODE: 114-11004

SIZE: 8.1. USE SIZE: 1. DRAWING NO: 00779. G: 767140. PART NUMBER: 767140-1.

CUSTOMER DRAWING