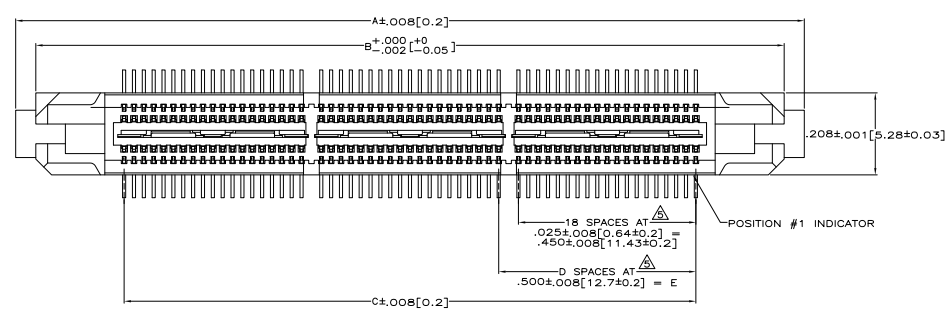
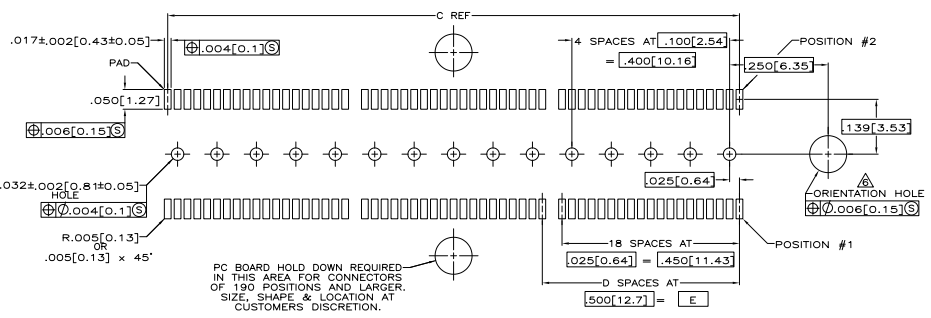
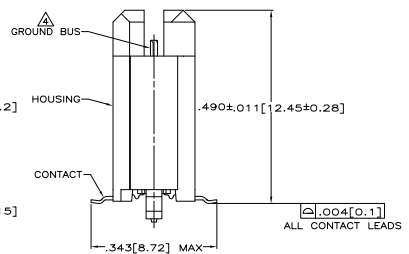
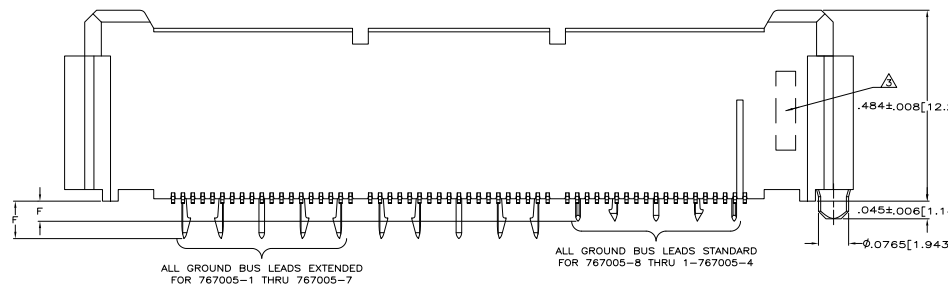


THIS DRAWING IS UNPUBLISHED
 UNLESS INDICATED OTHERWISE
 © 2008 BY THE ELECTRONIC CORPORATION ALL INFORMATION IS UNCLASSIFIED

REV	DATE	DESCRIPTION	BY	CHK	APP
AD 47					
AE		REVISED PER ECO-08-009495			



- △ HOUSING: LIQUID CRYSTAL POLYMER, COLOR BLACK.
- △ CONTACTS: HIGH RELIABILITY COPPER ALLOY.
- △ GROUND BUSES: PHOSPHOR BRONZE ALLOY, UNS C51100.
- △ CONTACTS & GROUND BUSES: NICKEL UNDERPLATE ALL OVER, MATING SURFACE PLATED TO MEET LEVEL 1 PERFORMANCE REQUIREMENTS OF TE PRODUCT SPECIFICATION 108-1422. SOLDER TAILS PLATED TIN-LEAD.
- △ DATE CODE MARKED IN AREA INDICATED ON OPPOSITE SIDE OF POSITION #1.
- △ ONE GROUND BUS WITH 5 TAILS PER EACH MODULE.
- △ TOLERANCE NON-ACCUMULATIVE.
- △ FOR STANDARD APPLICATIONS, ORIENTATION HOLE TO BE $\phi 0.04 \pm 0.002$ [2.39 ± 0.05].
- △ FOR SLIP-FIT APPLICATIONS, ORIENTATION HOLE TO BE $\phi 0.079 \pm 0.001$ [2.00 ± 0.03].



RECOMMENDED PC BOARD LAYOUT
 (VIEWED FROM CONNECTOR SIDE)

STANDARD	Q60	1.52	3.000	76.2	6	3.450	87.63	3.898	99	4.000	101.6	266	1-767005-4	
STANDARD	Q60	1.52	2.500	63.5	5	2.950	74.93	3.398	86.31	3.500	88.9	238	1-767005-3	
STANDARD	Q60	1.52	2.000	50.8	4	2.450	62.23	2.898	73.61	3.000	76.2	190	1-767005-2	
STANDARD	Q60	1.52	1.600	40.6	3	1.950	49.53	2.398	60.31	2.500	63.5	152	1-767005-1	
STANDARD	Q60	1.52	1.000	25.4	2	1.450	36.83	1.898	48.11	2.000	50.8	114	1-767005-0	
STANDARD	Q60	1.52	.500	12.7	1	.950	24.13	1.398	35.11	1.500	38.1	76	767005-9	
STANDARD	Q60	1.52	.000	0	0	.450	11.43	.898	22.61	1.000	25.4	38	767005-8	
OBSOLETE	EXTENDED	1.04	2.64	3.000	76.2	6	3.450	87.63	3.898	99	4.000	101.6	266	767005-7
OBSOLETE	EXTENDED	1.04	2.64	2.500	63.5	5	2.950	74.93	3.398	86.31	3.500	88.9	238	767005-6
OBSOLETE	EXTENDED	1.04	2.64	2.000	50.8	4	2.450	62.23	2.898	73.61	3.000	76.2	190	767005-5
OBSOLETE	EXTENDED	1.04	2.64	1.600	40.6	3	1.950	49.53	2.398	60.31	2.500	63.5	152	767005-4
OBSOLETE	EXTENDED	1.04	2.64	1.000	25.4	2	1.450	36.83	1.898	48.11	2.000	50.8	114	767005-3
OBSOLETE	EXTENDED	1.04	2.64	.500	12.7	1	.950	24.13	1.398	35.11	1.500	38.1	76	767005-2
OBSOLETE	EXTENDED	1.04	2.64	.000	0	0	.450	11.43	.898	22.61	1.000	25.4	38	767005-1

BUS LEADS TYPE	F	E	D	C	B	A	NO OF POS	PART NUMBER

THIS DRAWING IS A CONTROLLED DOCUMENT. SEE REFERENCE TO THE DRAWING FOR THE LATEST REVISIONS.

INCHES: 108-1422
 METRIC: 114-11004

DATE: 11-11-04

PLUG ASSEMBLY, 498[12.57] VERTICAL, .025[0.64] JCL, GULL WING LEADS, MICTOR

CUSTOMER DRAWING: A100779 (C)=767005

DATE: 8.1 1 1 AE