THIS DRAWING IS UNPUBLISHED. RELEASED FOR PUBLICATION -.-.-
© COPYRIGHT - - BY TYCO ELECTRONICS CORPORATION. ALL RIGHTS RESERVED.

UOC	DIST
AD	00

REVISIONS

P	LTR	DESCRIPTION	DATE	DRN	APVD
	A	REVISED PER ECO-08-009495	23APR08	DH	DD

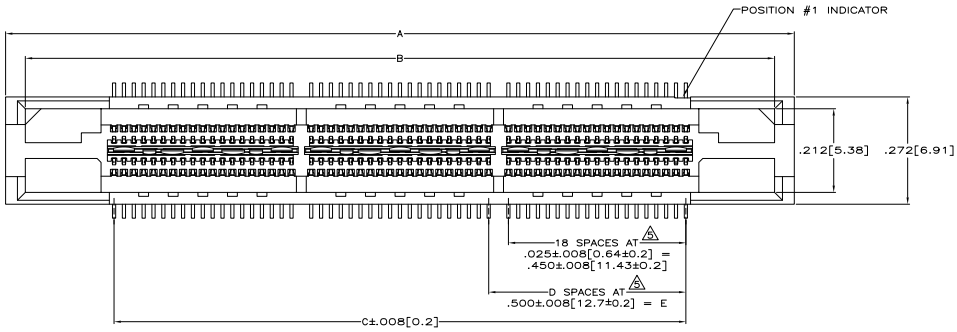

1. HOUSING: LIQUID CRYSTAL POLYMER, COLOR BLACK. CONTACTS: HIGH RELIABILITY COPPER ALLOY. GROUND BUSSES: PHOSPHOR BRONZE ALLOY, UNS C51100.
2. CONTACTS & GROUND BUSES: NICKEL UNDERPLATE ALL OVER, MATING SURFACE PLATED TO MEET LEVEL 1 PERFORMANCE REQUIREMENTS OF TE PRODUCT SPECIFICATION 108-1422, SOLDER TAILS PLATED MATTE TIN.
3. DATE CODE MARKED IN AREA INDICATED ON SIDE OPPOSITE POSITION #1.
4. ONE GROUND BUS WITH 5 TAILS PER EACH MODULE.
5. TOLERANCE NON-ACCUMULATIVE.
6. FOR SLIP-FIT APPLICATIONS, ORIENTATION HOLE TO BE ∅.079±.001[2.00±0.03].

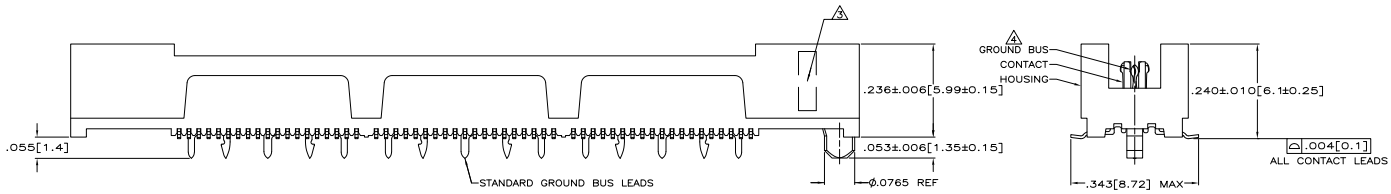

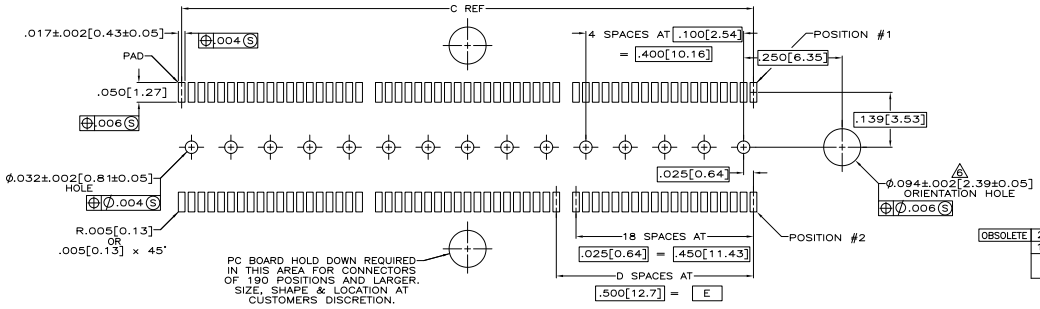

RECOMMENDED PC BOARD LAYOUT
(VIEWED FROM CONNECTOR SIDE)

	E	D	C	B	A	NO OF POS	PART NUMBER
OBSOLETE	2.000[50.8]	4	2.450[62.23]	2.900[73.66]	3.000[76.2]	190	2-5767052-6
	1.000[25.4]	2	1.450[36.83]	1.900[48.26]	2.000[50.8]	114	2-5767052-4

THIS DRAWING IS A CONTROLLED DOCUMENT.

DIMENSIONS: INCHES

TOLERANCE UNLESS OTHERWISE SPECIFIED: 0 PLC ± – ; 1 PLC ± – ; 2 PLC ± – ; 3 PLC ± .005[0.13] ; 4 PLC ± – ; ANGLES ± –

MATERIAL: 1

FINISH: 2

DRN G. ATTADIA 23 OCT 04
CHK D. DIXON 23 OCT 04
APVD D. DIXON 23 OCT 04

PRODUCT SPEC 108-1422
APPLICATION SPEC 114-11004
WEIGHT –

CUSTOMER DRAWING

Tyco Electronics
Tyco Electronics Corporation
Harrisburg, PA 17105-3608

NAME: RECEPTACLE ASSEMBLY, VERTICAL, .025[0.64]CL, GULL WING LEADS, MICTOR

SIZE A1 | CAGE CODE 00779 | DRAWING NO C-5767052 | RESTRICTED TO –

SCALE 8:1 | SHEET 1 OF 1 | REV A

Downloaded from Elcodis.com electronic components distributor