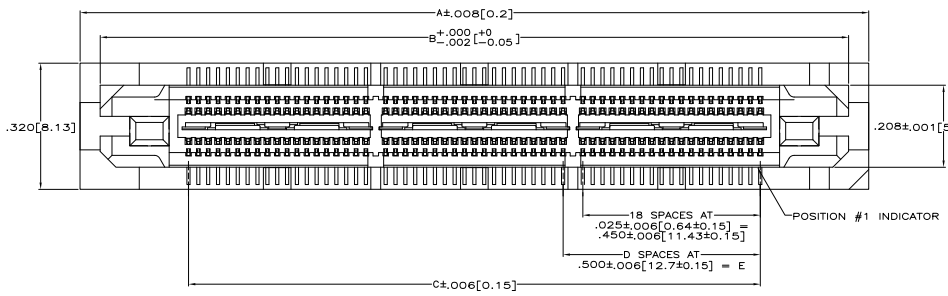
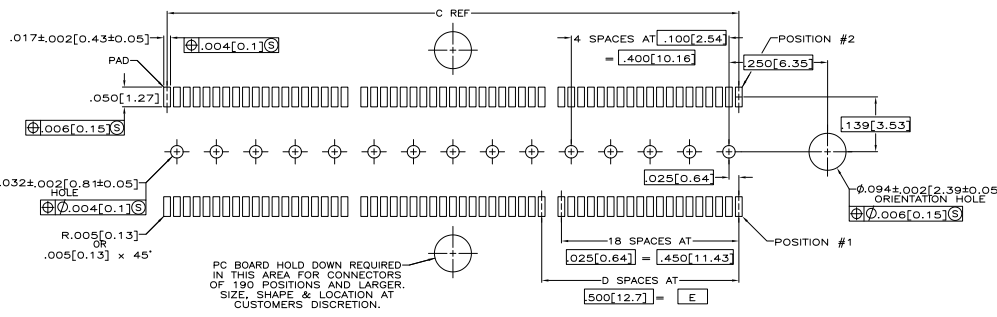
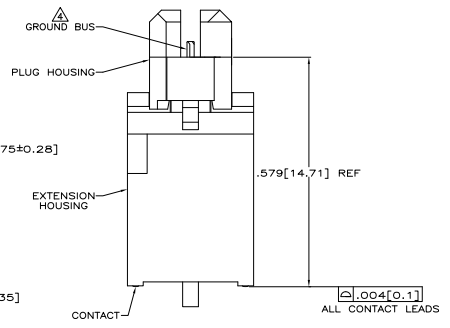
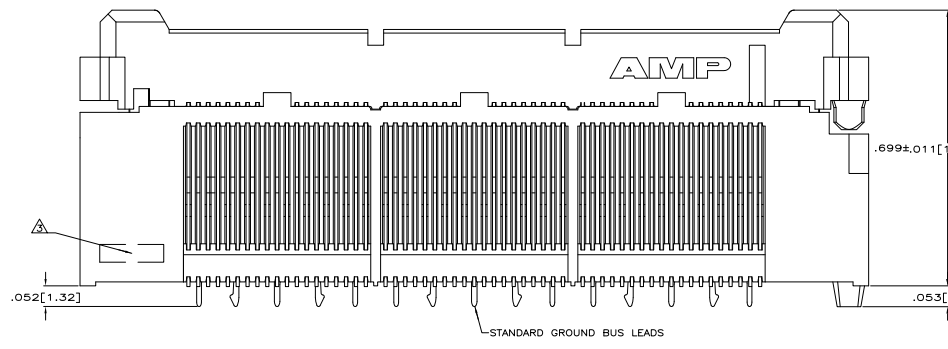


THIS DRAWING IS UNPUBLISHED
 UNLESS INDICATED OTHERWISE
 © 2008 AMP ELECTRONICS CORPORATION ALL RIGHTS RESERVED

REV	DATE	DESCRIPTION	BY	CHK	APP
AD 47					
A		REVISED PER ECO-08-009495	25AN08	DH	DD



- △ HOUSINGS: LIQUID CRYSTAL POLYMER, COLOR BLACK.
- CONTACTS: HIGH RELIABILITY COPPER ALLOY.
- GROUND BUSES: PHOSPHOR BRONZE ALLOY, UNS C51100.
- △ CONTACTS & GROUND BUSES: NICKEL UNDERPLATE ALL OVER, MATING SURFACE PLATED TO MEET LEVEL 1 PERFORMANCE REQUIREMENTS OF THE PRODUCT SPECIFICATION 108-1422. SOLDER TAILS PLATED MATTE TIN.
- △ DATE CODE MARKED IN AREA INDICATED ON SAME SIDE AS POSITION #1.
- △ ONE GROUND BUS WITH 5 TAILS PER EACH MODULE.



PC BOARD HOLD DOWN REQUIRED IN THIS AREA FOR CONNECTORS OF 190 POSITIONS AND LARGER. SIZE, SHAPE & LOCATION AT CUSTOMERS DISCRETION.

RECOMMENDED PC BOARD LAYOUT (VIEWED FROM CONNECTOR SIDE)

3.000[76.2]	6	3.450[87.63]	3.898[99]	4.000[101.6]	266	5767025-7
2.500[63.5]	5	2.950[74.93]	3.398[86.31]	3.500[88.9]	228	5767025-6
2.000[50.8]	4	2.450[62.23]	2.898[73.61]	3.000[76.2]	190	5767025-5
1.500[38.1]	3	1.950[49.53]	2.398[60.91]	2.500[63.5]	152	5767025-4
1.000[25.4]	2	1.450[36.83]	1.898[48.21]	2.000[50.8]	114	5767025-3
.500[12.7]	1	.950[24.13]	1.398[35.51]	1.500[38.1]	76	5767025-2
.000[0]	0	.450[11.43]	.898[22.81]	1.000[25.4]	38	5767025-1
E	D	C	B	A	NO. OF POS	PART NUMBER

THIS DRAWING IS A CONTROLLED DOCUMENT.

DESIGNER	DATE	REVISED	BY
BY: [Signature]	108-1422		
DATE: 11-11-04			

AMP ELECTRONICS CORPORATION
 Harrisburg, Pa 17105-3008

PLUG ASSEMBLY, .70[17.96] VERTICAL, .025[0.64] CENTER LINE, MICTOR

SIZE: 8.1
 DATE: 8.1
 REV: 1
 APP: A