THIS DRAWING IS UNPUBLISHED. RELEASED FOR PUBLICATION -.-.-
© COPYRIGHT - BY TYCO ELECTRONICS CORPORATION. ALL RIGHTS RESERVED.

LOC	DIST
AD	00

REVISIONS

P	LTR	DESCRIPTION	DATE	DRN	APVD
	T	REVISED PER ECO-08-029495	30JUN08	DH	DD

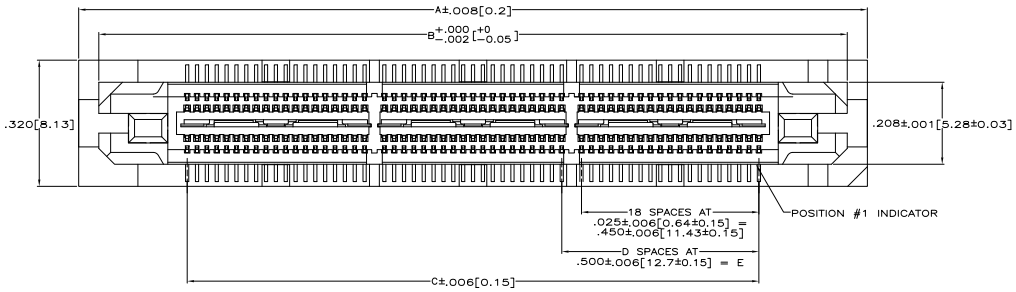

1. HOUSINGS: LIQUID CRYSTAL POLYMER, COLOR BLACK.
   CONTACTS: HIGH RELIABILITY COPPER ALLOY.
   GROUND BUSSES: PHOSPHOR BRONZE ALLOY, UNS C51100.
2. CONTACTS & GROUND BUSES: NICKEL UNDERPLATE ALL OVER, MATING SURFACE PLATED TO MEET LEVEL 1 PERFORMANCE REQUIREMENTS OF TE PRODUCT SPECIFICATION 108-1422, SOLDER TAILS PLATED TIN-LEAD.
3. DATE CODE MARKED IN AREA INDICATED ON SAME SIDE AS POSITION #1.
4. ONE GROUND BUS WITH 5 TAILS PER EACH MODULE.
5. THIS ASSEMBLY HAS A VACUUM PICK-UP COVER PLACED ON CENTER OF HOUSING AND IS PACKAGED IN EXTRUDED TUBES.

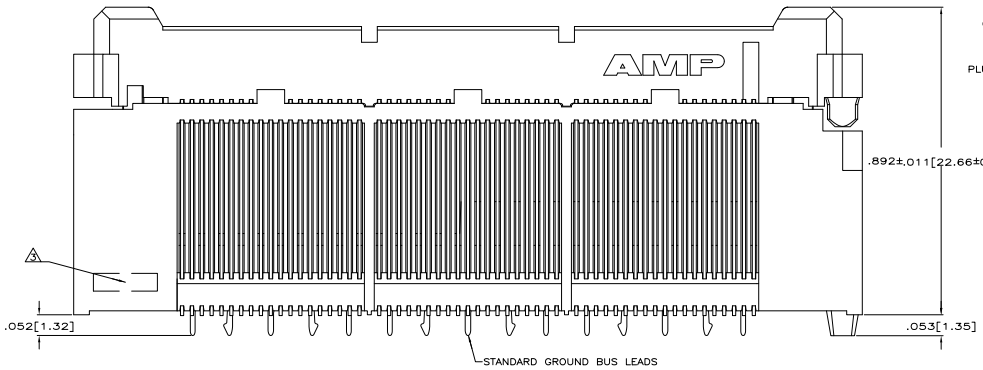

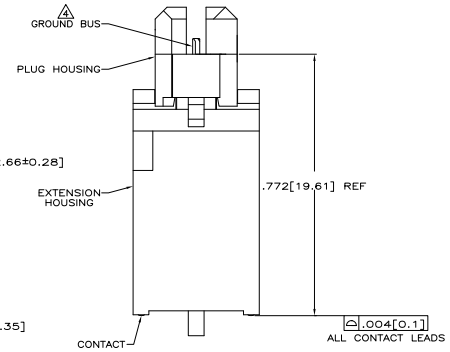

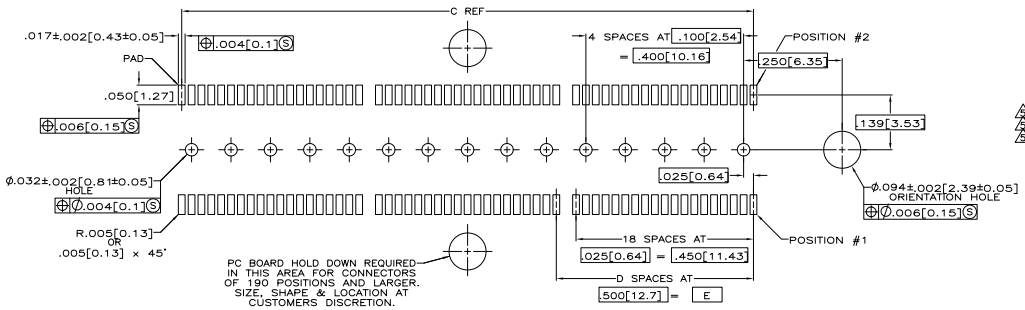

RECOMMENDED PC BOARD LAYOUT
(VIEWED FROM CONNECTOR SIDE)

5	3.000[76.2]	6	3.450[87.63]	3.898[99]	4.000[101.6]	266	2-767017-1
5	2.500[63.5]	5	2.950[74.93]	3.398[86.31]	3.500[88.9]	228	2-767017-0
5	.500[12.7]	1	.950[24.13]	1.398[35.51]	1.500[38.1]	76	1-767017-6
	3.000[76.2]	6	3.450[87.63]	3.898[99]	4.000[101.6]	266	767017-7
	2.500[63.5]	5	2.950[74.93]	3.398[86.31]	3.500[88.9]	228	767017-6
	2.000[50.8]	4	2.450[62.23]	2.898[73.61]	3.000[76.2]	190	767017-5
	1.500[38.1]	3	1.950[49.53]	2.398[60.91]	2.500[63.5]	152	767017-4
	1.000[25.4]	2	1.450[36.83]	1.898[48.21]	2.000[50.8]	114	767017-3
	.500[12.7]	1	.950[24.13]	1.398[35.51]	1.500[38.1]	76	767017-2
	.000[0]	0	.450[11.43]	.898[22.81]	1.000[25.4]	38	767017-1
	E	D	C	B	A	NO OF POS	PART NUMBER

THIS DRAWING IS A CONTROLLED DOCUMENT.

DRAWN: J.GERACE 3-12-98
CHK: S.STRICKLER 3-12-98
APVD: A.MONIK 3-12-98

DIMENSIONS: INCHES
TOLERANCE UNLESS OTHERWISE SPECIFIED:
0 PLC ± –
1 PLC ± –
2 PLC ± –
3 PLC ± .005[0.13]
4 PLC ± –
ANGLES ± –
FINISH 2

MATERIAL 1

PRODUCT SPEC 108-1422
APPLICATION SPEC 114-11004
WEIGHT –

Tyco Electronics
Tyco Electronics Corporation
Harrisburg, PA 17105-3608

NAME: PLUG ASSEMBLY, .900[22.86] VERTICAL, .025[0.64] CENTER LINE, MICTOR
–

SIZE A1 | CAGE CODE 00779 | DRAWING NO C-767017 | RESTRICTED TO –

CUSTOMER DRAWING | SCALE 8:1 | SHEET 1 OF 1 | REV T

AMP 4805 REV 31MR2000

Downloaded from Elcodis.com electronic components distributor