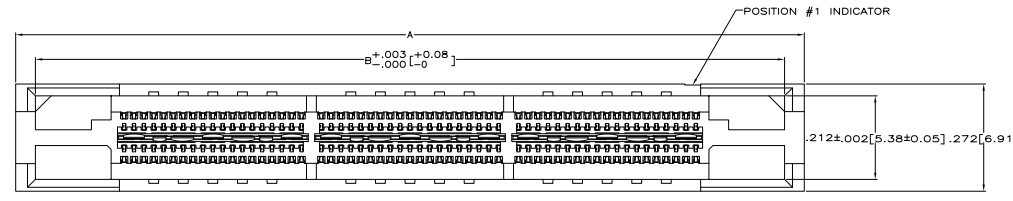
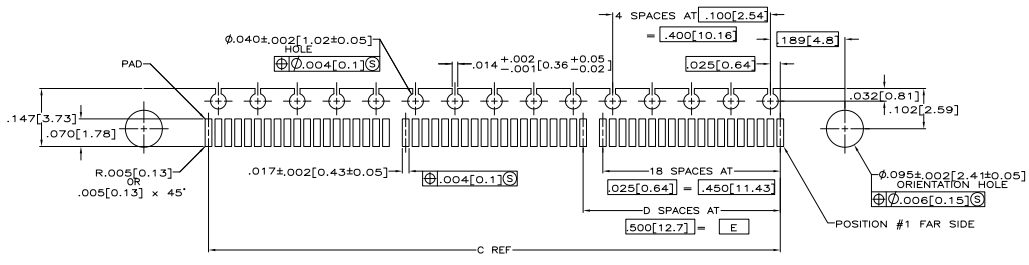
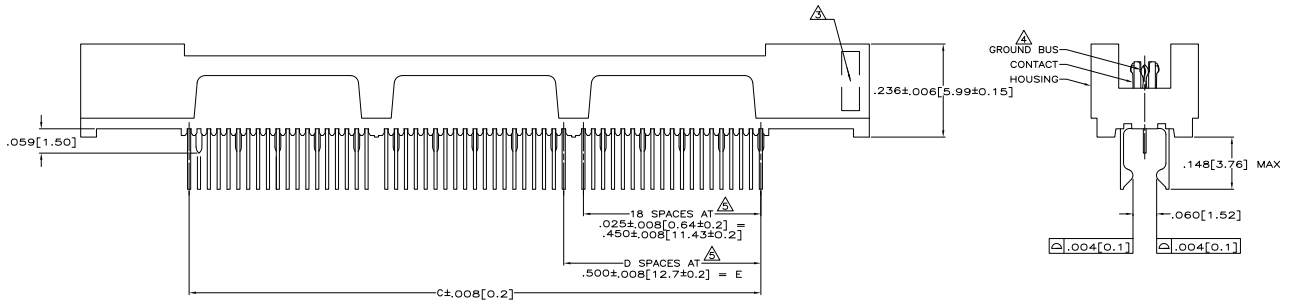


THIS DRAWING IS UNPUBLISHED
 RECEIVED FOR INFORMATION
 © 2008 BY TDS ELECTRONICS CORPORATION ALL INFORMATION HEREIN IS UNCLASSIFIED

REV	DATE	DESCRIPTION	BY	CHKD
AD 47				
F		REVISED PER ECO-08-00846	24MPDRA	DH DD



- △ HOUSING: LIQUID CRYSTAL POLYMER, COLOR BLACK.
- △ CONTACTS: HIGH RELIABILITY COPPER ALLOY.
- △ GROUND BUSES: PHOSPHOR BRONZE ALLOY, UNS C51100.
- △ CONTACTS & GROUND BUSES: NICKEL UNDERPLATE ALL OVER, MATING SURFACE PLATED TO MEET LEVEL 1 PERFORMANCE REQUIREMENTS OF THE PRODUCT SPECIFICATION 108-1422, SOLDER TAILS PLATED TIN-LEAD.
- △ DATE CODE MARKED IN AREA INDICATED ON SIDE OPPOSITE POSITION #1.
- △ ONE GROUND BUS WITH 5 TAILS PER EACH MODULE.
- △ TOLERANCE NON-ACCUMULATIVE.



RECOMMENDED PC BOARD LAYOUT
 (MIRROR IMAGE ON OPPOSITE SIDE)

3.000 [76.2]	6	3.450 [87.63]	3.900 [99.06]	4.000 [101.6]	266	767143-7
2.500 [63.5]	5	2.950 [74.93]	3.400 [86.36]	3.500 [88.9]	228	767143-6
2.000 [50.8]	4	2.450 [62.23]	2.900 [73.66]	3.000 [76.2]	190	767143-5
1.500 [38.1]	3	1.950 [49.53]	2.400 [60.96]	2.500 [63.5]	152	767143-4
1.000 [25.4]	2	1.450 [36.83]	1.900 [48.26]	2.000 [50.8]	114	767143-3
.500 [12.7]	1	.950 [24.13]	1.400 [35.56]	1.500 [38.1]	76	767143-2
.000 [0]	0	.450 [11.43]	.900 [22.86]	1.000 [25.4]	38	767143-1
E	D	C	B	A	NO. OF POS	PART NUMBER

THIS DRAWING IS A CONTROLLED DOCUMENT. DATE: 11-18-08

DESIGNED BY: J. J. SUMMERS DATE: 11-18-08

REVISIONS: 108-1422

DESCRIPTION: RECEPTACLE ASSEMBLY, RIGHT ANGLE, .025[0.64] CENTER LINE, .062[1.52] POS. MOTOR

DATE: 11-18-08

ISSUED BY: J. J. SUMMERS

CUSTOMER DRAWING: A100779 (S)=767143

SIZE: 8.1