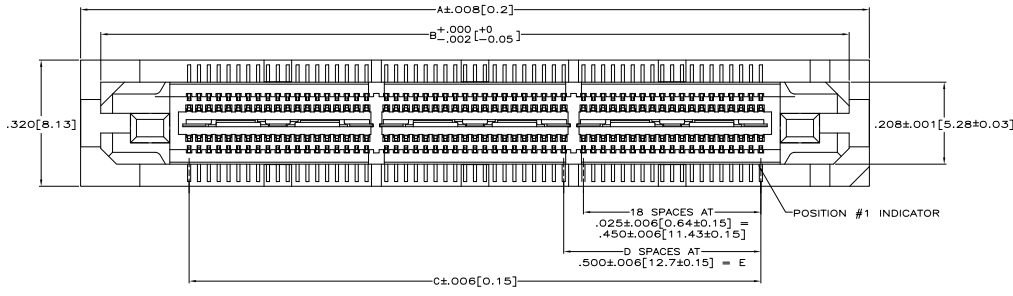
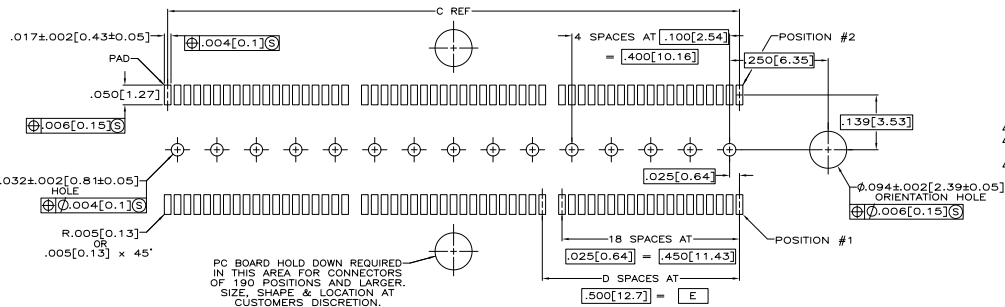
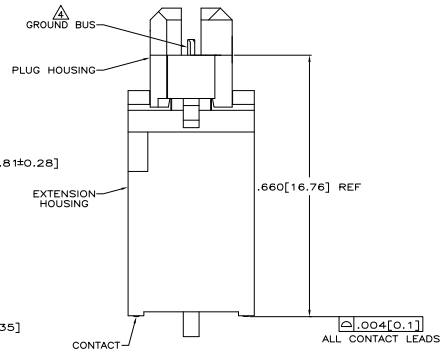
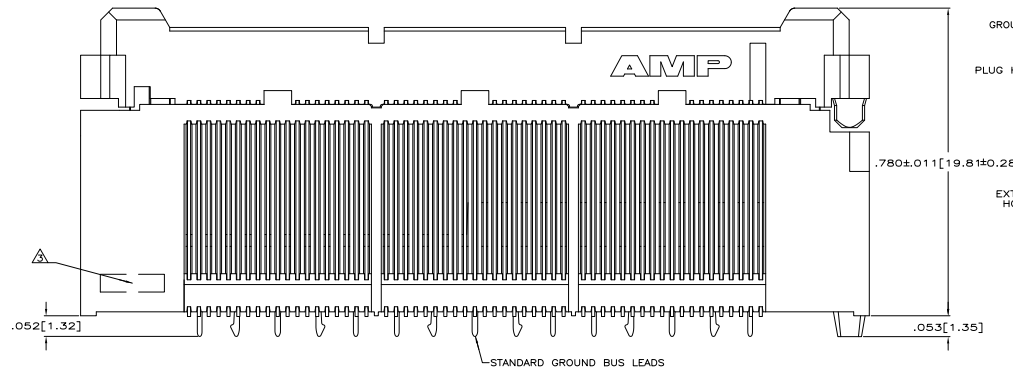


REV	DATE	DESCRIPTION	BY	CHK	APP
AD 47					
B		REVISED PER EDO-08-009495			



- △ HOUSINGS: LIQUID CRYSTAL POLYMER, COLOR BLACK.
- △ CONTACTS: HIGH RELIABILITY COPPER ALLOY.
- △ GROUND BUSES: PHOSPHOR BRONZE ALLOY, UNS C51100.
- △ CONTACTS & GROUND BUSES: NICKEL UNDERPLATE ALL OVER, MATING SURFACE PLATED TO MEET LEVEL 1 PERFORMANCE REQUIREMENTS OF TE PRODUCT SPECIFICATION 108-1422. SOLDER TAILS PLATED MATTE TIN.
- △ DATE CODE MARKED IN AREA INDICATED ON SAME SIDE AS POSITION #1.
- △ ONE GROUND BUS WITH 5 TAILS PER EACH MODULE.
- △ THIS ASSEMBLY HAS A VACUUM PICK-UP COVER PLACED ON CENTER OF HOUSING AND IS PACKAGED IN EXTRUDED TUBES.
- △ OBSOLETE



PC BOARD HOLD DOWN REQUIRED IN THIS AREA FOR CONNECTORS OF 190 POSITIONS AND LARGER. SIZE, SHAPE & LOCATION AT CUSTOMERS' DISCRETION.

RECOMMENDED PC BOARD LAYOUT (VIEWED FROM CONNECTOR SIDE)

NO.	DESCRIPTION	QTY	UNIT	PRICE	TOTAL	REF	PART NUMBER
△ 2.000	50.8	4	2.450 [62.23]	2.898 [73.61]	3.000 [76.2]	190	1-5767032-9
△ .500	[12.7]	1	.950 [24.13]	1.398 [35.51]	1.500 [38.1]	76	1-5767032-6
3.000	[76.2]	6	3.450 [87.63]	3.898 [99]	4.000 [101.6]	266	5767032-7
△ 2.500	[63.5]	5	2.950 [74.93]	3.398 [86.31]	3.500 [88.9]	228	5767032-6
2.000	50.8	4	2.450 [62.23]	2.898 [73.61]	3.000 [76.2]	190	5767032-5
1.500	[38.1]	3	1.950 [49.53]	2.398 [60.91]	2.500 [63.5]	152	5767032-4
1.000	[25.4]	2	1.450 [36.83]	1.898 [48.21]	2.000 [50.8]	114	5767032-3
.500	[12.7]	1	.950 [24.13]	1.398 [35.51]	1.500 [38.1]	76	5767032-2
.000	Ø	0	.450 [11.43]	.898 [22.81]	1.000 [25.4]	38	5767032-1
E	D	C	B	A	NO. OF POS	PART NUMBER	

THIS DRAWING IS A CONTROLLED DOCUMENT. DATE OF ISSUE: 11-11-04. DRAWING NO: A100779. CUSTOMER DRAWING.

AMP ELECTRONICS CORPORATION  
 HARRISBURG, PA 17105-3008

PLUG ASSEMBLY, .788 [20.02] VERTICAL, .025 [0.64] CENTER LINE, MICTOR