THIS DRAWING IS UNPUBLISHED. RELEASED FOR PUBLICATION -.-.-
© COPYRIGHT — BY TYCO ELECTRONICS CORPORATION. ALL RIGHTS RESERVED.

UOC	DIST
AD	47

REVISIONS

P	LTR	DESCRIPTION	DATE	DRN	APVD
	C	REVISED PER ECO-08-002465	24APR08	DH	DD

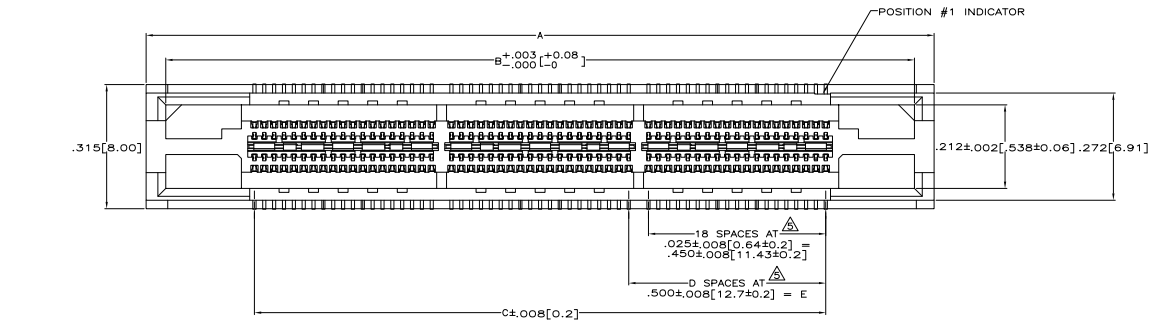

1. HOUSING: LIQUID CRYSTAL POLYMER, COLOR BLACK. CONTACTS: HIGH RELIABILITY COPPER ALLOY. GROUND BUSSES: PHOSPHOR BRONZE ALLOY, UNS C51100.
2. CONTACTS & GROUND BUSES: NICKEL UNDERPLATE ALL OVER, MATING SURFACE PLATED TO MEET LEVEL 1 PERFORMANCE REQUIREMENTS OF TE PRODUCT SPECIFICATION 108-1422, SOLDER TAILS PLATED TIN-LEAD.
3. DATE CODE MARKED IN AREA INDICATED ON SIDE OPPOSITE POSITION #1.
4. ONE GROUND BUS WITH 5 TAILS PER EACH MODULE.
5. TOLERANCE NON-ACCUMULATIVE.
6. FOR SLIP-FIT APPLICATIONS, ORIENTATION HOLE TO BE Ø.079±.001[2.00±0.03].
7. FOR CONNECTORS OF 190 POSITIONS AND LARGER, THE CONNECTORS INTEGRAL GROUND BUS RETENTION FEATURE COMPENSATES FOR INHERENT BOW IN THE HOUSING. ONCE THE CONNECTOR IS PLACED ON THE PCB, COPLANARITY IS HELD TO 0.1[.004].

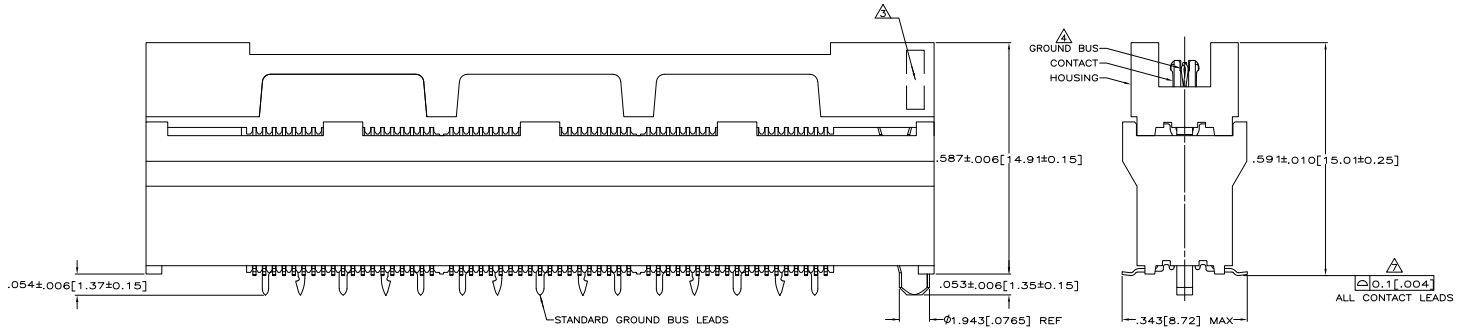

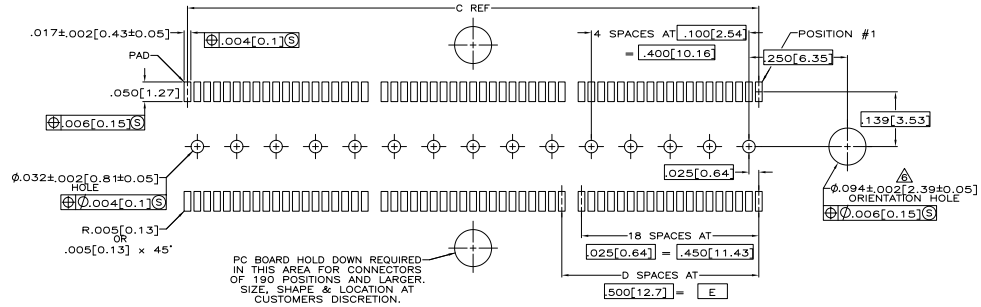

RECOMMENDED PC BOARD LAYOUT
(VIEWED FROM CONNECTOR SIDE)

E	D	C	B	A	NO OF POS	PART NUMBER
3.000[76.2]	6	3.450[87.63]	3.900[99.06]	4.000[101.6]	266	767130-7
2.500[63.5]	5	2.950[74.93]	3.400[86.36]	3.500[88.9]	228	767130-6
2.000[50.8]	4	2.450[62.23]	2.900[73.66]	3.000[76.2]	190	767130-5
1.500[38.1]	3	1.950[49.53]	2.400[60.96]	2.500[63.5]	152	767130-4
1.000[25.4]	2	1.450[36.83]	1.900[48.26]	2.000[50.8]	114	767130-3
.500[12.7]	1	.950[24.13]	1.400[35.56]	1.500[38.1]	76	767130-2
.000[0]	0	.450[11.43]	.900[22.86]	1.000[25.4]	38	767130-1

THIS DRAWING IS A CONTROLLED DOCUMENT.

DIMENSIONS: INCHES
TOLERANCE UNLESS OTHERWISE SPECIFIED: .6 PLACE ± –; .5 PLACE ± –; .4 PLACE ± –; .3 PLACE ± .005[0.13]; .2 PLACE ± –; ANGLES ± –
MATERIAL 1
FINISH 2

DWN J.GERACE 2-17-00
CHK S.STRICKLER 2-17-00
APVD D.SUMMERS 2-17-00
PRODUCT SPEC 108-1422
APPLICATION SPEC 114-11004
WEIGHT –

Tyco Electronics
Tyco Electronics Corporation
Harrisburg, PA 17105-3608

NAME RECEPTACLE ASSEMBLY, .355[9.02] VERTICAL, .025[0.64] CENTER LINE, MICTOR

SIZE A1 CAGE CODE 00779 DRAWING NO C-767130 RESTRICTED TO –

CUSTOMER DRAWING SCALE 8:1 SHEET 1 OF 1 REV C

AMP 4805 REV 31MAR2000

24APR2008 us077239

Downloaded from Elcodis.com electronic components distributor