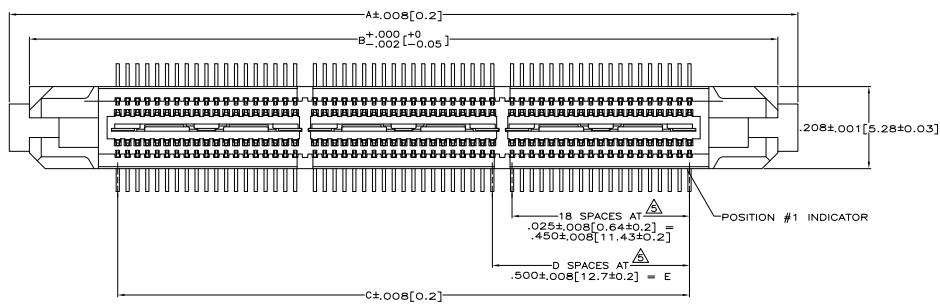
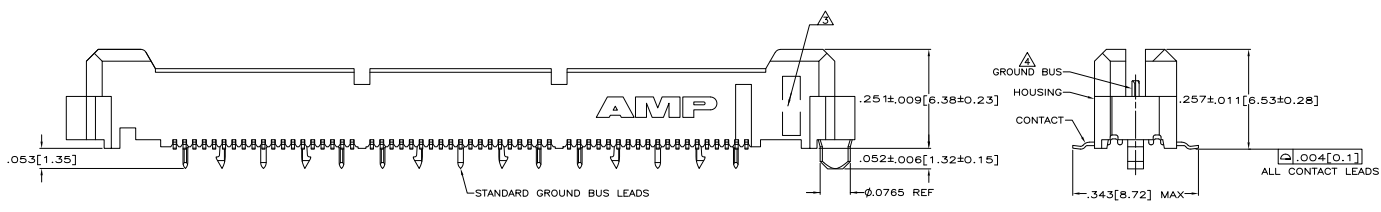


THIS DRAWING IS UNPUBLISHED
 © 2008 AMP INC. ALL RIGHTS RESERVED

| REV | DATE | DESCRIPTION | BY | CHKD |
|-------|------|--------------------------|----|------|
| AD 47 | | REVISED FOR ECO-08-02870 | | |



- △ HOUSING: LIQUID CRYSTAL POLYMER, COLOR BLACK.
- CONTACTS: HIGH RELIABILITY COPPER ALLOY.
- GROUND BUSES: PHOSPHOR BRONZE ALLOY, UNS C51100.
- △ CONTACTS & GROUND BUSES: NICKEL UNDERPLATE ALL OVER, MATING SURFACE PLATED TO MEET LEVEL 1 PERFORMANCE REQUIREMENTS OF TE PRODUCT SPECIFICATION 108-1422. SOLDER TAILS PLATED TIN-LEAD.
- △ DATE CODE MARKED IN AREA INDICATED ON SIDE OPPOSITE POSITION #1.
- △ ONE GROUND BUS WITH 5 TAILS PER EACH MODULE.
- △ TOLERANCE NON-ACCUMULATIVE.
- △ FOR STANDARD APPLICATIONS, ORIENTATION HOLE TO BE $\phi .094 \pm .002 [2.39 \pm 0.05]$.
- △ FOR SLIP-FIT APPLICATIONS, ORIENTATION HOLE TO BE $\phi .079 \pm .001 [2.00 \pm 0.03]$.
- △ CONNECTORS PACKAGED ON 13 INCH DIA REELS PER EIA 481. NOT RELEASED FOR PRODUCTION.



SEE SHEET 2 FOR RECOMMENDED PC BOARD LAYOUT AND PACKAGING DETAIL

| | | | | | | | | |
|----------|------------|-------------|---|--------------|--------------|--------------|-----|------------|
| △ YES | 4.724[120] | 3.000[76.2] | 6 | 3.450[87.63] | 3.898[99.01] | 4.000[101.6] | 266 | 1-767111-4 |
| △ YES | 4.094[104] | 2.500[63.5] | 5 | 2.950[74.93] | 3.398[86.31] | 3.500[88.9] | 228 | 1-767111-3 |
| YES | 3.465[88] | 2.000[50.8] | 4 | 2.450[62.23] | 2.898[73.61] | 3.000[76.2] | 190 | 1-767111-2 |
| YES | 3.465[88] | 1.500[38.1] | 3 | 1.950[49.53] | 2.398[60.91] | 2.500[63.5] | 152 | 1-767111-1 |
| YES | 2.835[72] | 1.000[25.4] | 2 | 1.450[36.83] | 1.898[48.21] | 2.000[50.8] | 114 | 1-767111-0 |
| YES | 2.205[56] | .500[12.7] | 1 | .950[24.13] | 1.398[35.51] | 1.500[38.1] | 76 | 767111-9 |
| YES | 1.732[44] | .000[0] | 0 | .450[11.43] | .898[22.81] | 1.000[25.4] | 38 | 767111-8 |
| △ NO | 4.724[120] | 3.000[76.2] | 6 | 3.450[87.63] | 3.898[99.01] | 4.000[101.6] | 266 | 767111-7 |
| △ NO | 4.094[104] | 2.500[63.5] | 5 | 2.950[74.93] | 3.398[86.31] | 3.500[88.9] | 228 | 767111-6 |
| NO | 3.465[88] | 2.000[50.8] | 4 | 2.450[62.23] | 2.898[73.61] | 3.000[76.2] | 190 | 767111-5 |
| NO | 3.465[88] | 1.500[38.1] | 3 | 1.950[49.53] | 2.398[60.91] | 2.500[63.5] | 152 | 767111-4 |
| NO | 2.835[72] | 1.000[25.4] | 2 | 1.450[36.83] | 1.898[48.21] | 2.000[50.8] | 114 | 767111-3 |
| NO | 2.205[56] | .500[12.7] | 1 | .950[24.13] | 1.398[35.51] | 1.500[38.1] | 76 | 767111-2 |
| OBSOLETE | 1.732[44] | .000[0] | 0 | .450[11.43] | .898[22.81] | 1.000[25.4] | 38 | 767111-1 |

| VACUUM COVER INCLUDED | F | E | D | C | B | A | NO OF POS | PART NUMBER |
|-----------------------|---|---|---|---|---|---|-----------|-------------|
| | | | | | | | | |

THIS DRAWING IS A CONTROLLED DOCUMENT.

REVISIONS: NONE

DATE: 08/08/08

BY: [Signature]

CHKD: [Signature]

APP'D: [Signature]

DESCRIPTION: PLUG ASSEMBLY, 260[6.6] VERTICAL, .025[0.64] GULL WING LEADS.

DATE: 08/08/08

BY: [Signature]

CHKD: [Signature]

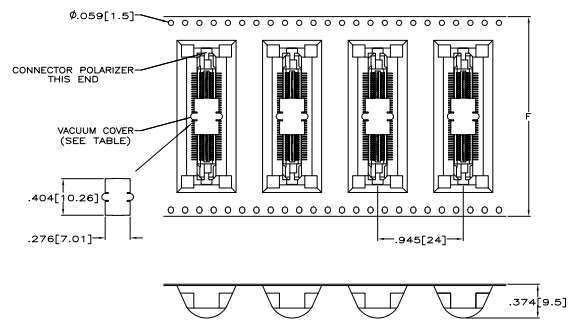
APP'D: [Signature]

CUSTOMER DRAWING: A100779 (C=767111)

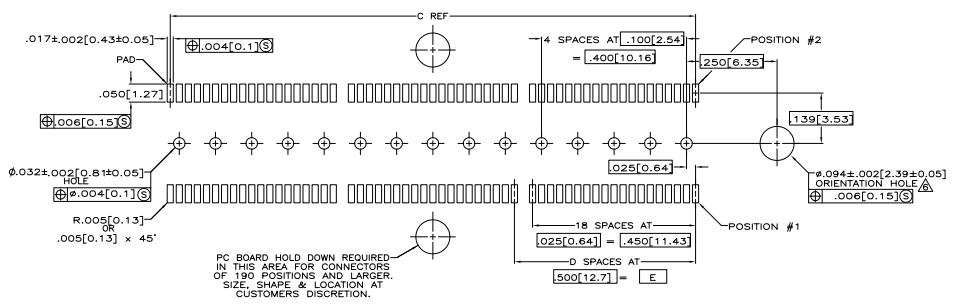
SIZE: 8.1

REV: 1 2 E1

| REV | DATE | DESCRIPTION | BY | APP'D |
|-------|------|-------------|----|-------|
| AD 47 | | SEE SHEET 1 | | |



PACKAGING DETAIL Δ
 SCALE 2:1
 DIMENSIONS ARE FOR REFERENCE



RECOMMENDED PC BOARD LAYOUT
 (VIEWED FROM CONNECTOR SIDE)

| | | | | | |
|---|------|---|------|----|-------|
| THIS DRAWING IS A CONTROLLED DOCUMENT. | | APPROVED | DATE | BY | APP'D |
| DESIGNER | DATE | DESIGNER | DATE | BY | APP'D |
| DRWING NO. | REV | DRWING NO. | REV | BY | APP'D |
| 100779 | 1 | 100779 | 1 | AD | AD |
| CUSTOMER DRAWING | | Tyco Electronics Corporation Harrisburg, PA 17105-3608 | | | |
| PLUG ASSEMBLY, 260(6.6) VERTICAL, 0.025(0.64) GULL WING LEADS, POCKET TYPE PACKAGED, MICTOR | | DATE: 08/11/05 DRAWING NO: 100779 REV: 1 | | | |