THIS DRAWING IS UNPUBLISHED. RELEASED FOR PUBLICATION -.-.-
© COPYRIGHT - BY TYCO ELECTRONICS CORPORATION. ALL RIGHTS RESERVED.

UOC	DIST
AD	47

REVISIONS

P	LTR	DESCRIPTION	DATE	DWN	APVD
	E1	REVISED PER ECO-09-022670	22JAN10	HMR	DD

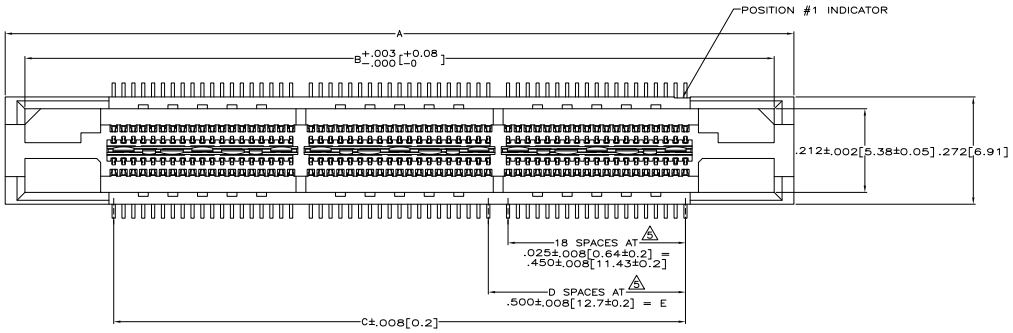

1. HOUSING: LIQUID CRYSTAL POLYMER, COLOR BLACK.
   CONTACTS: HIGH RELIABILITY COPPER ALLOY.
   GROUND BUSSES: PHOSPHOR BRONZE ALLOY, UNS C51100.
2. CONTACTS & GROUND BUSES: NICKEL UNDERPLATE ALL OVER, MATING SURFACE PLATED TO MEET LEVEL 2 PERFORMANCE REQUIREMENTS OF TE PRODUCT SPECIFICATION 108-1422, SOLDER TAILS PLATED TIN-LEAD.
3. DATE CODE MARKED IN AREA INDICATED ON SIDE OPPOSITE POSITION #1.
4. ONE GROUND BUS WITH 5 TAILS PER EACH MODULE.
5. TOLERANCE NON-ACCUMULATIVE.
6. FOR STANDARD APPLICATIONS, ORIENTATION HOLE TO BE Ø.094±.002[2.39
   FOR SLIP-FIT APPLICATIONS, ORIENTATION HOLE TO BE Ø.079±.001[2.00±0.05].
7. CONNECTORS PACKAGED ON 13 INCH DIA REELS PER EIA 481.
8. NOT RELEASED FOR PRODUCTION.

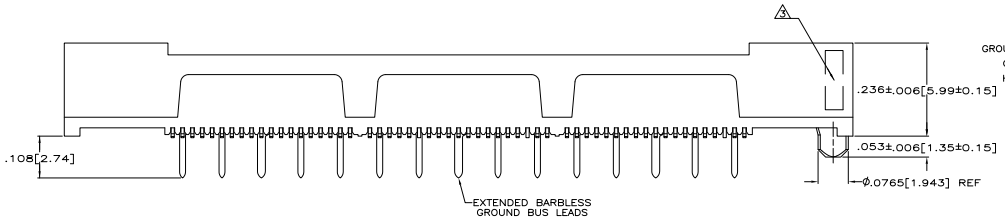

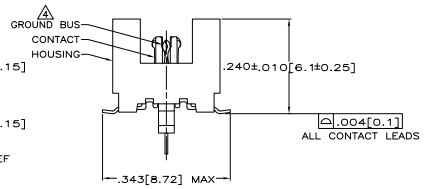

8	NO	4.724[120]	3.000[76.2]	6	3.450[87.63]	3.900[99.06]	4.000[101.6]	266	1-767115-4
8	NO	4.094[104]	2.500[63.5]	5	2.950[74.93]	3.400[86.36]	3.500[88.9]	228	1-767115-3
	NO	3.465[88]	2.000[50.8]	4	2.450[62.23]	2.900[73.66]	3.000[76.2]	190	1-767115-2
	NO	3.465[88]	1.500[38.1]	3	1.950[49.53]	2.400[60.96]	2.500[63.5]	152	1-767115-1
	NO	2.835[72]	1.000[25.4]	2	1.450[36.83]	1.900[48.26]	2.000[50.8]	114	1-767115-0
	NO	2.205[56]	.500[12.7]	1	.950[24.13]	1.400[35.56]	1.500[38.1]	76	767115-9
	NO	1.732[44]	.000[0]	0	.450[11.43]	.900[22.86]	1.000[25.4]	38	767115-8
8	YES	4.724[120]	3.000[76.2]	6	3.450[87.63]	3.900[99.06]	4.000[101.6]	266	767115-7
8	YES	4.094[104]	2.500[63.5]	5	2.950[74.93]	3.400[86.36]	3.500[88.9]	228	767115-6
	YES	3.465[88]	2.000[50.8]	4	2.450[62.23]	2.900[73.66]	3.000[76.2]	190	767115-5
	YES	3.465[88]	1.500[38.1]	3	1.950[49.53]	2.400[60.96]	2.500[63.5]	152	767115-4
	YES	2.835[72]	1.000[25.4]	2	1.450[36.83]	1.900[48.26]	2.000[50.8]	114	767115-3
	YES	2.205[56]	.500[12.7]	1	.950[24.13]	1.400[35.56]	1.500[38.1]	76	767115-2
	YES	1.732[44]	.000[0]	0	.450[11.43]	.900[22.86]	1.000[25.4]	38	767115-1
	VACUUM COVER INCLUDED	F	E	D	C	B	A	NO OF POS	PART NUMBER

SEE SHEET 2 FOR RECOMMENDED PC BOARD LAYOUT AND PACKAGING DETAIL

THIS DRAWING IS A CONTROLLED DOCUMENT.

DIMENSIONS: INCHES

TOLERANCE UNLESS OTHERWISE SPECIFIED: 0 PLC ± - ; 1 PLC ± - ; 2 PLC ± - ; 3 PLC ± .005[0.13] ; 4 PLC ± - ; ANGLES ± -

MATERIAL 1 FINISH 2

DWN J.GERACE 12-11-08
CHK S.STRICKLER 12-11-08
APVD A.MONK 12-11-08
PRODUCT SPEC 108-1422
APPLICATION SPEC 114-11004
WEIGHT -

Tyco Electronics Corporation
Harrisburg, PA 17105-3608

NAME RECEPTACLE ASSEMBLY, VERTICAL, .025[0.64]SL, GULL WING LEADS, POCKET TAPE PACKAGED, MICTOR

SIZE A1 CAGE CODE 00779 DRAWING NO C-767115 RESTRICTED TO -

CUSTOMER DRAWING SCALE 8:1 SHEET 1 OF 2 REV E1

AMP 4805 REV 31MR2000

Downloaded from Elcodis.com electronic components distributor

THIS DRAWING IS UNPUBLISHED. RELEASED FOR PUBLICATION -.-.-
© COPYRIGHT - BY TYCO ELECTRONICS CORPORATION. ALL RIGHTS RESERVED.

UOC	DIST
AD	47

REVISIONS

P	LTR	DESCRIPTION	DATE	DWN	APVD
	—	SEE SHEET 1	—	—	—

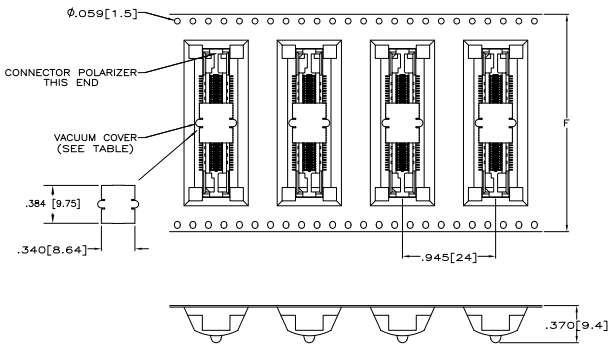

PACKAGING DETAIL 7
SCALE 2:1
DIMENSIONS ARE FOR REFERENCE

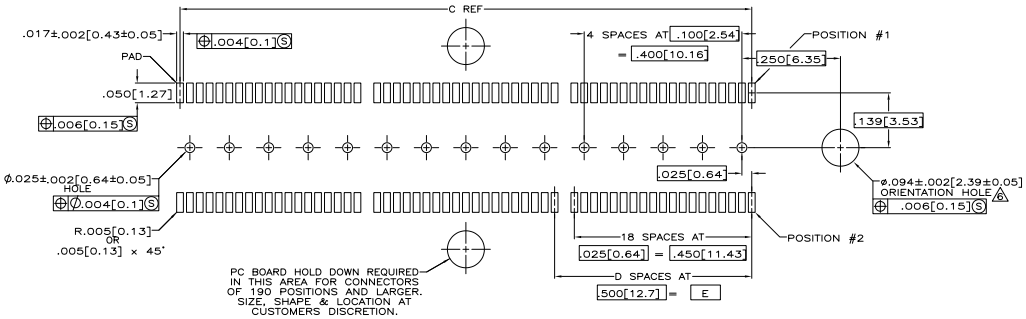

RECOMMENDED PC BOARD LAYOUT
(VIEWED FROM CONNECTOR SIDE)

THIS DRAWING IS A CONTROLLED DOCUMENT.

DIMENSIONS: INCHES

TOLERANCE UNLESS OTHERWISE SPECIFIED:
0 PLC ± –
1 PLC ± –
2 PLC ± –
3 PLC ± .005[0.13]
4 PLC ± –
ANGLES ± –

MATERIAL –
FINISH –

DRN	J.GERACE	12-11-98
CHK	S.STRICKLER	12-11-98
APVD	A.MONIK	12-11-98
PRODUCT SPEC	—	
APPLICATION SPEC	—	
WEIGHT	—	

Tyco Electronics Corporation
Harrisburg, PA 17105-3608

NAME: RECEPTACLE ASSEMBLY, VERTICAL, .025[0.64] CL, GULL WING LEADS, POCKET TAPE PACKAGED, MICTOR

SIZE	CAGE CODE	DRAWING NO	RESTRICTED TO
A1	00779	C-767115	—

CUSTOMER DRAWING | SCALE 8:1 | SHEET 2 OF 2 | REV E1

AMP 4805 REV 31MAR2000

Downloaded from Elcodis.com electronic components distributor