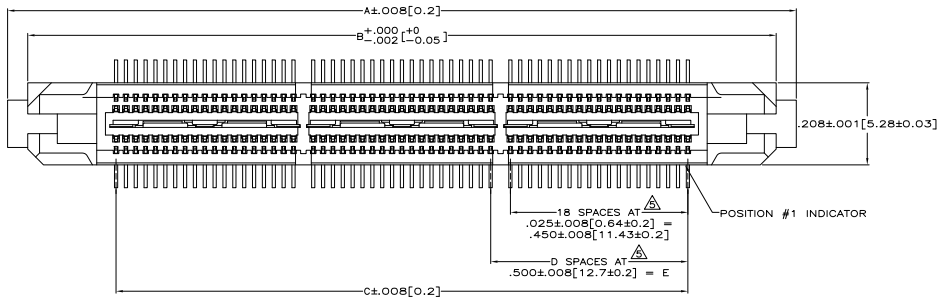
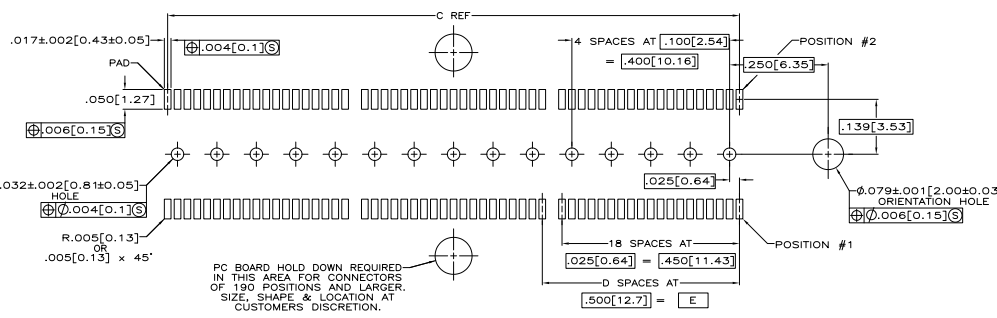
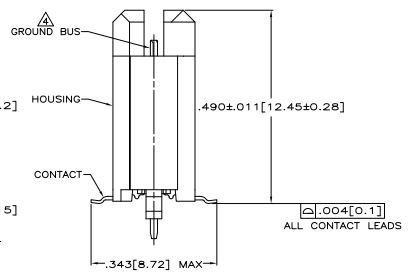
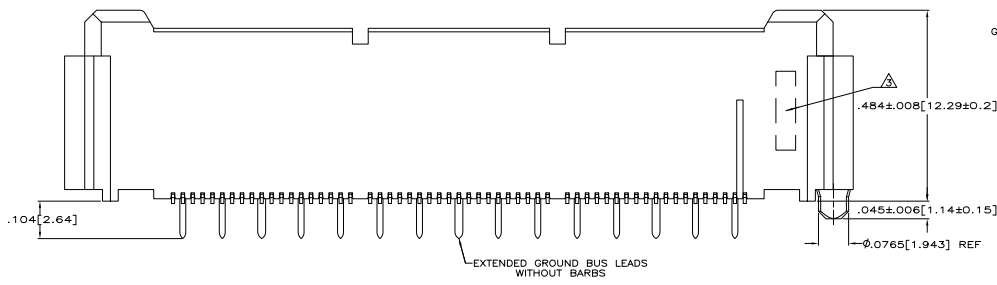


REV	DATE	DESCRIPTION	BY	APP
AD	47	REVISED PER ECO-08-009495	ZAMORA	DH DD



- △ HOUSING: LIQUID CRYSTAL POLYMER, COLOR BLACK.
- CONTACTS: HIGH RELIABILITY COPPER ALLOY.
- GROUND BUSES: PHOSPHOR BRONZE ALLOY, UNS C51100.
- △ CONTACTS & GROUND BUSES: NICKEL UNDERPLATE ALL OVER, MATING SURFACE PLATED TO MEET LEVEL 2 PERFORMANCE REQUIREMENTS OF TE PRODUCT SPECIFICATION 108-1422, SOLDER TAILS PLATED MATTE TIN.
- △ DATE CODE MARKED IN AREA INDICATED ON OPPOSITE SIDE OF POSITION #1.
- △ ONE GROUND BUS WITH 5 TAILS PER EACH MODULE.
- △ TOLERANCE NON-ACCUMULATIVE.



3.000[76.2]	6	3.450[87.63]	3.898[99]	4.000[101.6]	266	5767082-7
2.500[63.5]	5	2.950[74.93]	3.398[86.31]	3.500[88.9]	228	5767082-6
2.000[50.8]	4	2.450[62.23]	2.898[73.61]	3.000[76.2]	190	5767082-5
1.500[38.1]	3	1.950[49.53]	2.398[60.91]	2.500[63.5]	152	5767082-4
1.000[25.4]	2	1.450[36.83]	1.898[48.21]	2.000[50.8]	114	5767082-3
.500[12.7]	1	.950[24.13]	1.398[35.51]	1.500[38.1]	76	5767082-2
.000[0]	0	.450[11.43]	.898[22.81]	1.000[25.4]	38	5767082-1
E	D	C	B	A	NO. OF POS	PART NUMBER

RECOMMENDED PC BOARD LAYOUT
 (VIEWED FROM CONNECTOR SIDE)

THIS DRAWING IS A CONTROLLED DOCUMENT. SEE ATTACHMENT FOR THIS DOCUMENT.

REVISIONS: 108-1422, 114-11004

PLUG ASSEMBLY, 495[12.57] VERTICAL, .025[0.64] CENTER LINE, MICTOR

DATE: 11-11-04

SIZE: 114-11004

CUSTOMER DRAWING: A100779 (G=5767082)

REV: 1