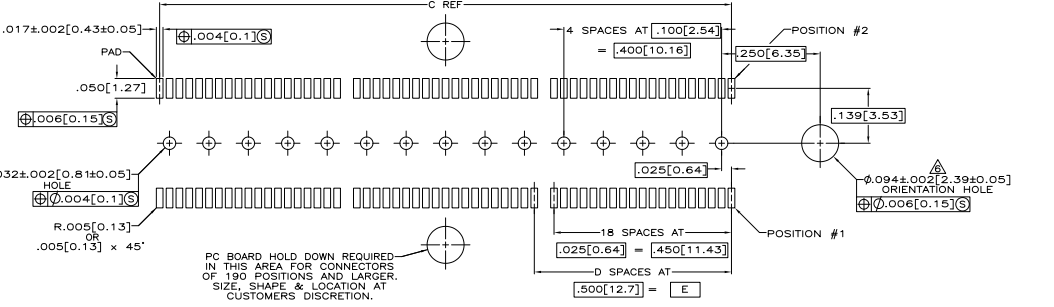
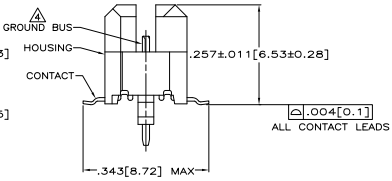
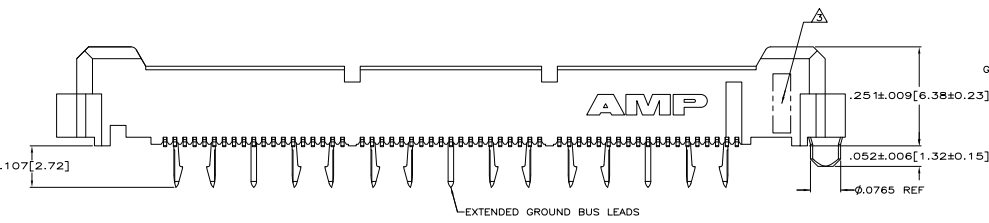


- △ HOUSING: LIQUID CRYSTAL POLYMER, COLOR BLACK. CONTACTS: HIGH RELIABILITY COPPER ALLOY. GROUND BUSES: PHOSPHOR BRONZE ALLOY, UNS C51100.
- △ CONTACTS & GROUND BUSES: NICKEL UNDERPLATE ALL OVER, MATING SURFACE PLATED TO MEET LEVEL 2 PERFORMANCE REQUIREMENTS OF TE PRODUCT SPECIFICATION 108-1422, SOLDER TAILS PLATED MATTE TIN.
- △ DATE CODE MARKED IN AREA INDICATED ON SAME SIDE AS POSITION #1.
- △ ONE GROUND BUS WITH 5 TAILS PER EACH MODULE.
- △ TOLERANCE NON-ACCUMULATIVE.
- △ FOR SLIP-FIT APPLICATIONS, ORIENTATION HOLE TO BE  $\phi 0.79\pm 0.01$  [2.00±0.03].



PC BOARD HOLD DOWN REQUIRED IN THIS AREA FOR CONNECTORS OF 190 POSITIONS AND LARGER. SIZE, SHAPE & LOCATION AT CUSTOMERS DISCRETION.

RECOMMENDED PC BOARD LAYOUT (VIEWED FROM CONNECTOR SIDE)

3,000[76.2]	6	3,450[87.63]	3,898[99]	4,000[101.6]	266	5767056-7
2,300[58.4]	5	2,950[74.93]	3,398[86.31]	3,500[88.9]	258	5767056-4
2,000[50.8]	4	2,450[62.23]	2,898[73.61]	3,000[76.2]	190	5767056-5
1,500[38.1]	3	1,950[49.53]	2,398[60.91]	2,500[63.5]	152	5767056-4
1,000[25.4]	2	1,450[36.83]	1,898[48.21]	2,000[50.8]	114	5767056-3
.500[12.7]	1	.950[24.13]	1,398[35.51]	1,500[38.1]	76	5767056-2
.000[0]	0	.450[11.43]	.898[22.81]	1,000[25.4]	38	5767056-1

E	D	C	B	A	NO. OF POS.	PART NUMBER
---	---	---	---	---	-------------	-------------

THIS DRAWING IS A CONTROLLED DOCUMENT. SEE ATTACHED TO THIS DRAWING FOR THE LATEST REVISIONS.

DESIGNER	DATE	REVISED BY	DATE
108-1422			
114-11004			

PLUG ASSEMBLY, 260[6.6] VERTICAL, .025[0.64] JCL, GULL WING LEADS, MICTOR

DATE MADE: 11-11-04  
 PART NO: 100779  
 CUSTOMER DRAWING: G=5767056