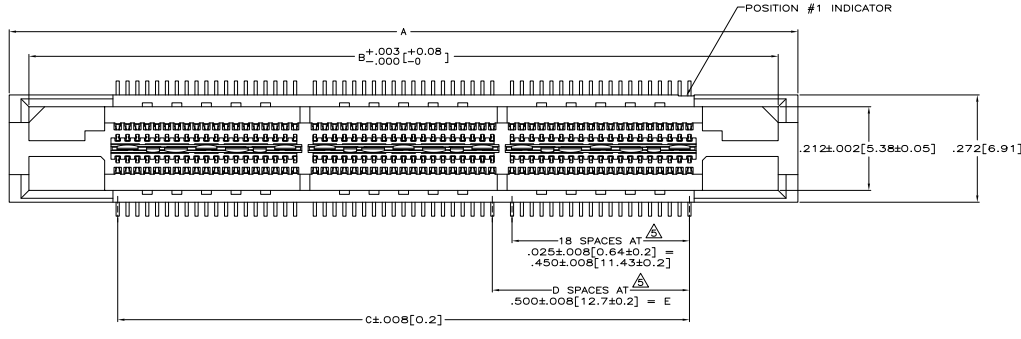
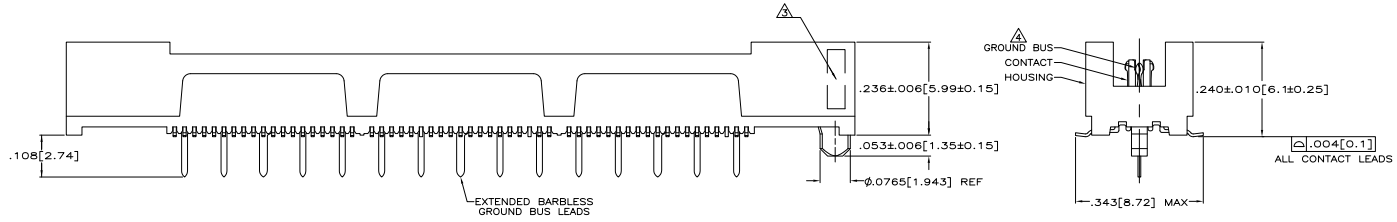


THIS DRAWING IS UNPUBLISHED. REVISIONS FOR INFORMATION. ALL RIGHTS RESERVED. © 2008 BY TTI ELECTRONICS CORPORATION

REV	DATE	DESCRIPTION	BY	CHKD	APPD
AD 47					
B1		REVISED FOR ECO-08-02870			



- △ HOUSING: LIQUID CRYSTAL POLYMER, COLOR BLACK. CONTACTS: HIGH RELIABILITY COPPER ALLOY. GROUND BUSES: PHOSPHOR BRONZE ALLOY, UNS C51100.
- △ CONTACTS & GROUND BUSES: NICKEL UNDERPLATE ALL OVER, MATING SURFACE PLATED TO MEET LEVEL 2 PERFORMANCE REQUIREMENTS OF TE PRODUCT SPECIFICATION 108-1422, SOLDER TAILS PLATED MATTE TIN.
- △ DATE CODE MARKED IN AREA INDICATED ON SIDE OPPOSITE POSITION #1.
- △ ONE GROUND BUS WITH 5 TAILS PER EACH MODULE.
- △ TOLERANCE NON-ACCUMULATIVE.
- △ FOR STANDARD APPLICATIONS, ORIENTATION HOLE TO BE $\phi .094 \pm .002$ [2.39 \pm 0.05]. FOR SLIP-FIT APPLICATIONS, ORIENTATION HOLE TO BE $\phi .079 \pm .001$ [2.00 \pm 0.03].
- △ CONNECTORS PACKAGED ON 13 INCH DIA REELS PER EIA 481.
- △ NOT RELEASED FOR PRODUCTION.



SEE SHEET 2 FOR RECOMMENDED PC BOARD LAYOUT AND PACKAGING DETAIL

NO	4.724 [120]	3.000 [76.2]	6	3.450 [87.63]	3.900 [99.06]	4.000 [101.6]	266	1-5767115-4
NO	4.094 [104]	2.500 [63.5]	5	2.950 [74.93]	3.400 [86.36]	3.500 [88.9]	228	1-5767115-3
NO	3.465 [88]	2.000 [50.8]	4	2.450 [62.23]	2.900 [73.66]	3.000 [76.2]	190	1-5767115-2
NO	3.465 [88]	1.500 [38.1]	3	1.950 [49.53]	2.400 [60.96]	2.500 [63.5]	152	1-5767115-1
NO	2.835 [72]	1.000 [25.4]	2	1.450 [36.83]	1.900 [48.26]	2.000 [50.8]	114	1-5767115-0
NO	2.205 [56]	.500 [12.7]	1	.950 [24.13]	1.400 [35.56]	1.500 [38.1]	76	5767115-9
NO	1.732 [44]	.000 [0]	0	.450 [11.43]	.900 [22.86]	1.000 [25.4]	38	5767115-8
YES	4.724 [120]	3.000 [76.2]	6	3.450 [87.63]	3.900 [99.06]	4.000 [101.6]	266	5767115-7
YES	4.094 [104]	2.500 [63.5]	5	2.950 [74.93]	3.400 [86.36]	3.500 [88.9]	228	5767115-6
YES	3.465 [88]	2.000 [50.8]	4	2.450 [62.23]	2.900 [73.66]	3.000 [76.2]	190	5767115-5
YES	3.465 [88]	1.500 [38.1]	3	1.950 [49.53]	2.400 [60.96]	2.500 [63.5]	152	5767115-4
YES	2.835 [72]	1.000 [25.4]	2	1.450 [36.83]	1.900 [48.26]	2.000 [50.8]	114	5767115-3
YES	2.205 [56]	.500 [12.7]	1	.950 [24.13]	1.400 [35.56]	1.500 [38.1]	76	5767115-2
YES	1.732 [44]	.000 [0]	0	.450 [11.43]	.900 [22.86]	1.000 [25.4]	38	5767115-1

VACUUM COVER INCLUDED	F	E	D	C	B	A	NO OF POS	PART NUMBER

THIS DRAWING IS A CONTROLLED DOCUMENT. DATE: 07/07/04

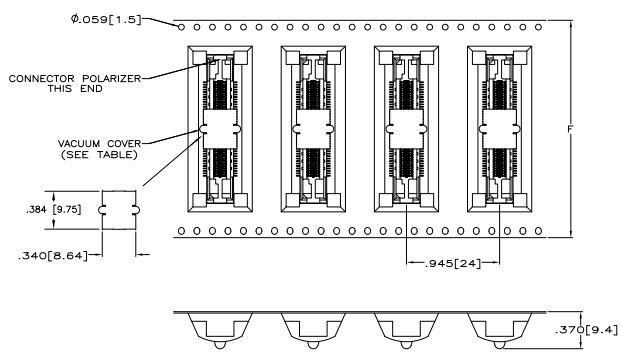
REVISIONS: 108-1422

RECEPTACLE ASSEMBLY, VERTICAL, .025[0.64]JCL GULL WING LEADS, SOCKET TAILS PACKAGED, MICTOR

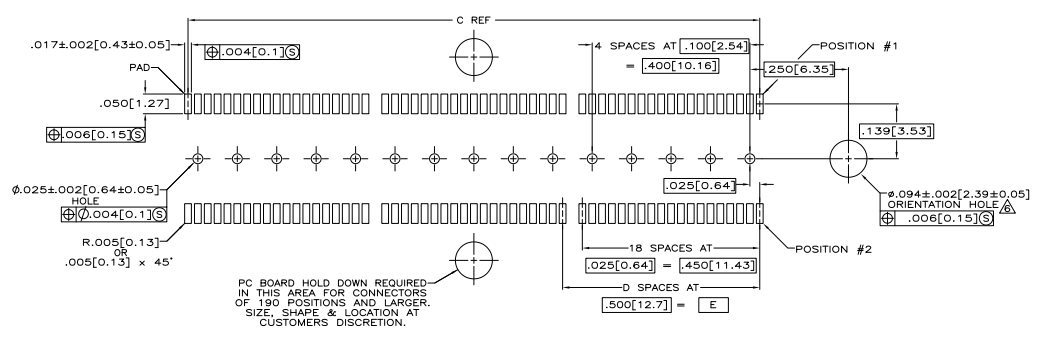
114-11004

1007799

CUSTOMER DRAWING



PACKAGING DETAIL Δ
 SCALE 2:1
 DIMENSIONS ARE FOR REFERENCE



RECOMMENDED PC BOARD LAYOUT
 (VIEWED FROM CONNECTOR SIDE)

THIS DRAWING IS A CONTROLLED DOCUMENT.		REV. ATTACHED	27 OCT 01	Tyco Electronics Corporation Harrisburg, PA 17105-3608
DRAWN BY: DIXON		REV. DIXON	27 OCT 01	
CHECKED BY: [Symbol]		REV. [Symbol]	DATE	RECEPTACLE ASSEMBLY, VERTICAL, .025[0.64] CL. GULL WING LEADS, POCKET TYPE PACKAGED, MICRO
APPROVED BY: [Symbol]		REV. [Symbol]	DATE	
PARTIAL		REV. [Symbol]	DATE	REWORKED TO
CUSTOMER DRAWING		REV. [Symbol]	DATE	REV. [Symbol]