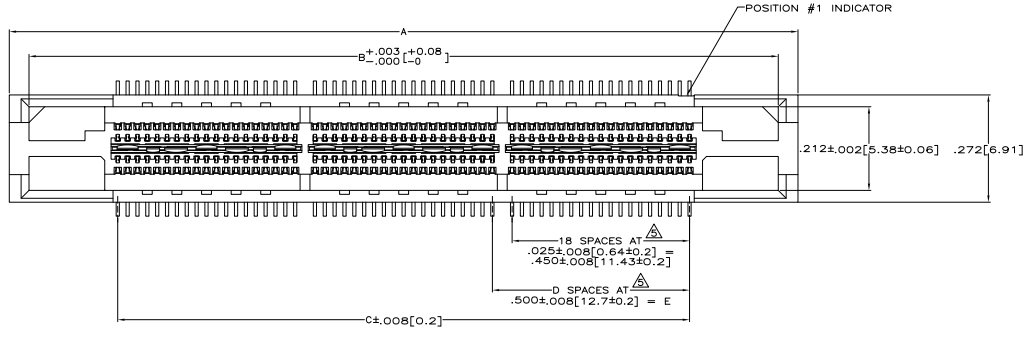
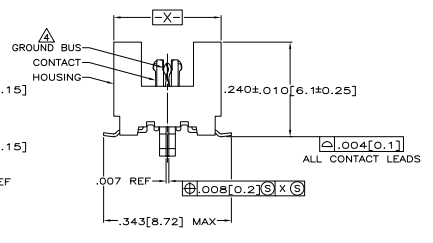
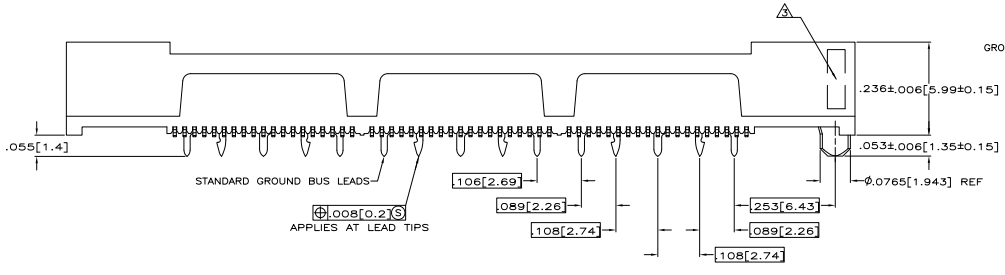


THIS DRAWING IS UNPUBLISHED  
 ALL RIGHTS RESERVED  
 © 2008 TTI ELECTRONICS CORPORATION

REV	DATE	DESCRIPTION	BY	APP'D
AD 47		REVISED FOR ECO-08-02870		



- △ HOUSING: LIQUID CRYSTAL POLYMER, COLOR BLACK.
- △ CONTACTS: HIGH RELIABILITY COPPER ALLOY.
- △ GROUND BUSES: PHOSPHOR BRONZE ALLOY, UNS C51100.
- △ CONTACTS & GROUND BUSES: NICKEL UNDERPLATE ALL OVER, MATING SURFACE PLATED TO MEET LEVEL 1 PERFORMANCE REQUIREMENTS OF TE PRODUCT SPECIFICATION 108-1422, SOLDER TAILS PLATED TIN-LEAD.
- △ DATE CODE MARKED IN AREA INDICATED ON SIDE OPPOSITE POSITION #1.
- △ ONE GROUND BUS WITH 5 TAILS PER EACH MODULE.
- △ TOLERANCE NON-ACCUMULATIVE.
- △ FOR STANDARD APPLICATIONS, ORIENTATION HOLE TO BE Ø.094 ±.002 [2.39 ±0.05].
- △ FOR SLIP-FIT APPLICATIONS, ORIENTATION HOLE TO BE Ø.079 ±.001 [2.00 ±0.03].
- △ CONNECTORS PACKAGED ON 13 INCH DIA REELS PER EIA 481.
- △ NOT RELEASED FOR PRODUCTION.



SEE SHEET 2 FOR RECOMMENDED PC BOARD LAYOUT AND PACKAGING DETAIL

YES	4.724 [120]	3.000 [76.2]	6	3.450 [87.63]	3.900 [99.06]	4.000 [101.6]	266	1-767096-4
YES	4.094 [104]	2.500 [63.5]	5	2.950 [74.93]	3.400 [86.36]	3.500 [88.9]	228	1-767096-3
YES	3.465 [88]	2.000 [50.8]	4	2.450 [62.23]	2.900 [73.66]	3.000 [76.2]	190	1-767096-2
YES	3.465 [88]	1.500 [38.1]	3	1.950 [49.53]	2.400 [60.96]	2.500 [63.5]	152	1-767096-1
YES	2.835 [72]	1.000 [25.4]	2	1.450 [36.83]	1.900 [48.26]	2.000 [50.8]	114	1-767096-0
YES	2.205 [56]	.500 [12.7]	1	.950 [24.13]	1.400 [35.56]	1.500 [38.1]	76	767096-9
YES	1.732 [44]	.000 [0]	0	.450 [11.43]	.900 [22.86]	1.000 [25.4]	38	767096-8
NO	4.724 [120]	3.000 [76.2]	6	3.450 [87.63]	3.900 [99.06]	4.000 [101.6]	266	767096-7
NO	4.094 [104]	2.500 [63.5]	5	2.950 [74.93]	3.400 [86.36]	3.500 [88.9]	228	767096-6
NO	3.465 [88]	2.000 [50.8]	4	2.450 [62.23]	2.900 [73.66]	3.000 [76.2]	190	767096-5
NO	3.465 [88]	1.500 [38.1]	3	1.950 [49.53]	2.400 [60.96]	2.500 [63.5]	152	767096-4
NO	2.835 [72]	1.000 [25.4]	2	1.450 [36.83]	1.900 [48.26]	2.000 [50.8]	114	767096-3
NO	2.205 [56]	.500 [12.7]	1	.950 [24.13]	1.400 [35.56]	1.500 [38.1]	76	767096-2
NO	1.732 [44]	.000 [0]	0	.450 [11.43]	.900 [22.86]	1.000 [25.4]	38	767096-1
VACUUM COVER INCLUDED	F	E	D	C	B	A	NO OF POS	PART NUMBER

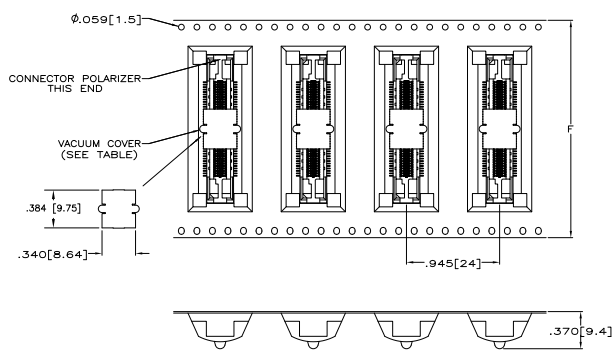
THIS DRAWING IS A CONTROLLED DOCUMENT. REFERENCE TO THIS DRAWING SHOULD BE TO THE ORIGINAL DRAWING.

REVISIONS: 108-1422, 114-11004, 100779 (G)=767096

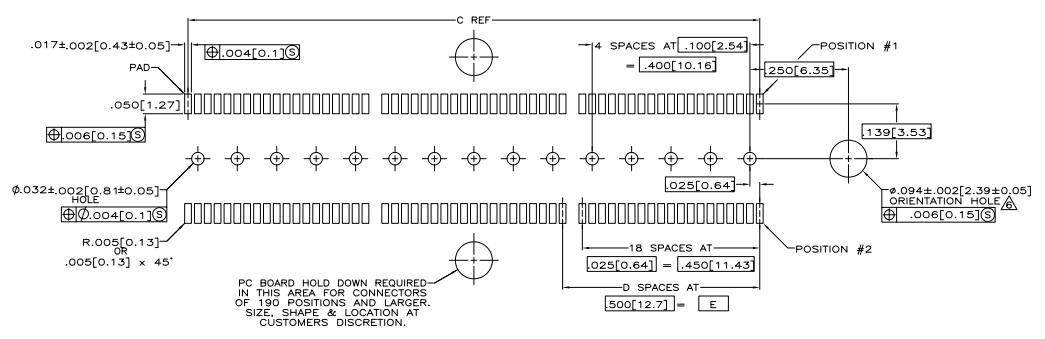
RECEPTACLE ASSEMBLY, VERTICAL, .025 [0.64] JCL, GULL WING LEADS, SOCKET TAILS PACKAGED, MICTOR

CUSTOMER DRAWING

REV	DATE	DESCRIPTION	BY	APP'D
AD 00	-	SEE SHEET 1	-	-



PACKAGING DETAIL  $\Delta$   
 SCALE 2:1  
 DIMENSIONS ARE FOR REFERENCE



RECOMMENDED PC BOARD LAYOUT  
 (VIEWED FROM CONNECTOR SIDE)

THIS DRAWING IS A CONTROLLED DOCUMENT.		DATE	12-21-98
DESIGNER	12-21-98	DATE	12-21-98
DRAWN	12-21-98	DATE	12-21-98
CHECKED	12-21-98	DATE	12-21-98
APPROVED	12-21-98	DATE	12-21-98

REVISIONS	REV	DATE	DESCRIPTION
1	A	00779	767096

TYCO ELECTRONICS CORPORATION	HARRISBURG, PA 17105-3608
RECEPTACLE ASSEMBLY, VERTICAL, .025 [0.64] GULL WING LEADS, POCKET TYPE PACKAGED, VECTOR	REV 2
CUSTOMER DRAWING	DATE 8.1 SHEET 2 OF 2