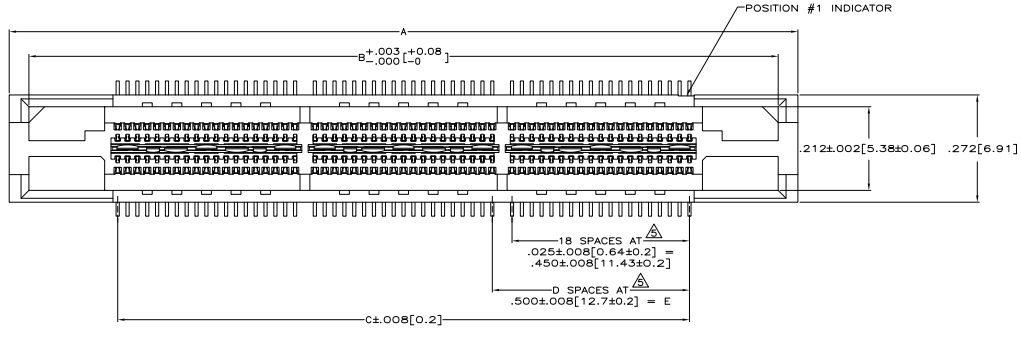
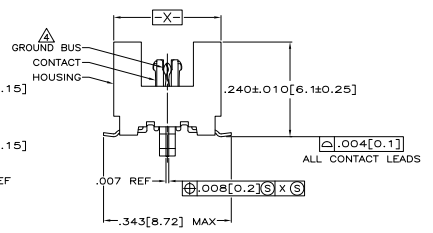
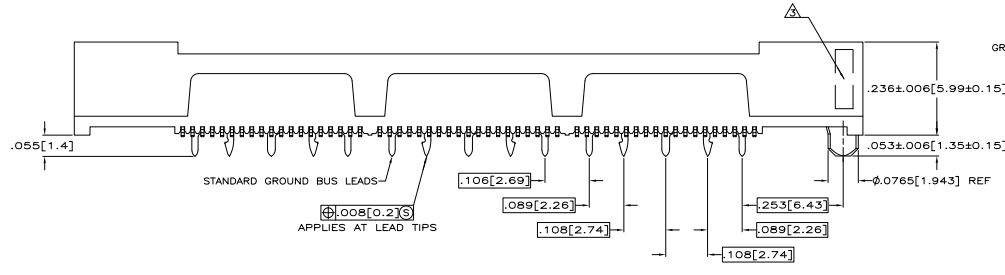


THIS DRAWING IS UNPUBLISHED
 ALL RIGHTS RESERVED

REV	DATE	DESCRIPTION	BY	CHK	APP
AD 47		REVISED PER EDD-11-004835			



- △ HOUSING: LIQUID CRYSTAL POLYMER, COLOR BLACK.
CONTACTS: HIGH RELIABILITY COPPER ALLOY.
GROUND BUSES: PHOSPHOR BRONZE ALLOY, UNS C51100.
- △ CONTACTS & GROUND BUSES: NICKEL UNDERPLATE ALL OVER, MATING SURFACE PLATED TO MEET LEVEL 1 PERFORMANCE REQUIREMENTS OF TE CONNECTIVITY PRODUCT SPECIFICATION 108-1422, SOLDER TAILS PLATED MATTE TIN.
- △ DATE CODE MARKED IN AREA INDICATED ON SIDE OPPOSITE POSITION #1.
- △ ONE GROUND BUS WITH 5 TAILS PER EACH MODULE.
- △ TOLERANCE NON-ACCUMULATIVE.
- △ FOR STANDARD APPLICATIONS, ORIENTATION HOLE TO BE $\phi .094 \pm .002 [2.39 \pm 0.05]$.
FOR SLIP-FIT APPLICATIONS, ORIENTATION HOLE TO BE $\phi .079 \pm .001 [2.00 \pm 0.03]$.
- △ CONNECTORS PACKAGED ON 13 INCH DIA REELS PER EIA 481.
- △ NOT RELEASED FOR PRODUCTION.



SEE SHEET 2 FOR RECOMMENDED PC BOARD LAYOUT AND PACKAGING DETAIL

	YES	4.724 [120]	3.000 [76.2]	6	3.450 [87.63]	3.900 [99.06]	4.000 [101.6]	266	1-5767096-4
△	YES	4.094 [104]	2.500 [63.5]	5	2.950 [74.93]	3.400 [86.36]	3.500 [88.9]	228	1-5767096-3
	YES	3.465 [88]	2.000 [50.8]	4	2.450 [62.23]	2.900 [73.66]	3.000 [76.2]	190	1-5767096-2
	YES	3.465 [88]	1.500 [38.1]	3	1.950 [49.53]	2.400 [60.96]	2.500 [63.5]	152	1-5767096-1
	YES	2.835 [72]	1.000 [25.4]	2	1.450 [36.83]	1.900 [48.26]	2.000 [50.8]	114	1-5767096-0
	YES	2.205 [56]	.500 [12.7]	1	.950 [24.13]	1.400 [35.56]	1.500 [38.1]	76	5767096-9
	YES	1.732 [44]	.000 [0]	0	.450 [11.43]	.900 [22.86]	1.000 [25.4]	38	5767096-8
△	NO	4.724 [120]	3.000 [76.2]	6	3.450 [87.63]	3.900 [99.06]	4.000 [101.6]	266	5767096-7
	NO	4.094 [104]	2.500 [63.5]	5	2.950 [74.93]	3.400 [86.36]	3.500 [88.9]	228	5767096-6
	NO	3.465 [88]	2.000 [50.8]	4	2.450 [62.23]	2.900 [73.66]	3.000 [76.2]	190	5767096-5
	NO	3.465 [88]	1.500 [38.1]	3	1.950 [49.53]	2.400 [60.96]	2.500 [63.5]	152	5767096-4
	NO	2.835 [72]	1.000 [25.4]	2	1.450 [36.83]	1.900 [48.26]	2.000 [50.8]	114	5767096-3
	NO	2.205 [56]	.500 [12.7]	1	.950 [24.13]	1.400 [35.56]	1.500 [38.1]	76	5767096-2
	NO	1.732 [44]	.000 [0]	0	.450 [11.43]	.900 [22.86]	1.000 [25.4]	38	5767096-1
VACUUM COVER INCLUDED	F	E	D	C	B	A	NO OF POS.	PART NUMBER	

THIS DRAWING IS A CONTROLLED DOCUMENT. SEE ATTACHED SHEET FOR REVISIONS.

TE Connectivity

RECEPTACLE ASSEMBLY, VERTICAL, .002 [0.04] JCL, GULL WING LEADS, SOCKET TAILS PACKAGED, MICTOR

108-1422

114-11004

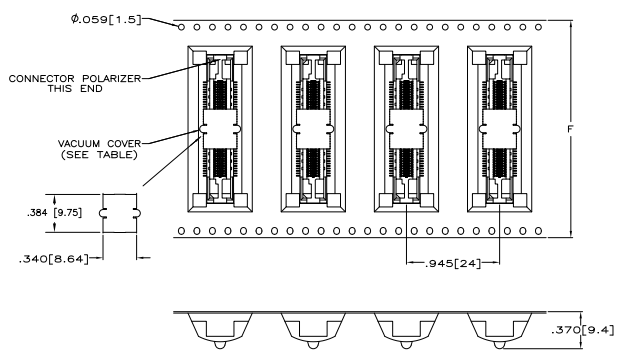
AI 00779 (G)=5767096

CUSTOMER DRAWING

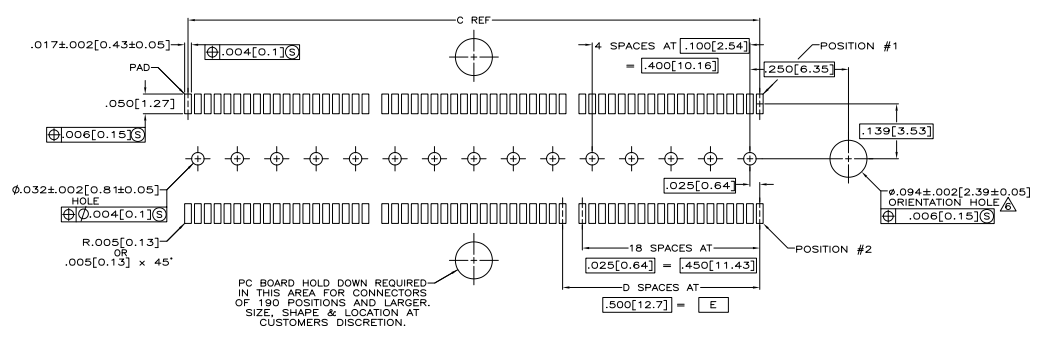
SIZE: 8.1

SHEET: 1 OF 2

REV: B2



PACKAGING DETAIL Δ
 SCALE 2:1
 DIMENSIONS ARE FOR REFERENCE



RECOMMENDED PC BOARD LAYOUT
 (VIEWED FROM CONNECTOR SIDE)

THIS DRAWING IS A CONTROLLED DOCUMENT.		REV. ATTACHED	DATE	BY	DATE	BY
DIMENSIONS		REV. DESIGN	DATE	BY	DATE	BY
NOTES		REV. MFG	DATE	BY	DATE	BY
1. DIMENSIONS UNLESS OTHERWISE SPECIFIED ARE IN INCHES. 2. DIMENSIONS IN PARENTHESES ARE IN MILLIMETERS. 3. DIMENSIONS IN SQUARE BRACKETS ARE IN MILLIMETERS. 4. DIMENSIONS IN BRACKETS ARE IN MILLIMETERS. 5. DIMENSIONS IN BRACKETS ARE IN MILLIMETERS. 6. DIMENSIONS IN BRACKETS ARE IN MILLIMETERS.		RECEPTACLE ASSEMBLY, VERTICAL .025[0.64] JCL GULL WING LEADS POCKET TYPE PACKAGED, MICTOR				
CUSTOMER DRAWING DATE: 8.1 DRAWING NO: 100779 Q=5767096		REVISIONS DATE: 8.1 DRAWING NO: 100779 Q=5767096				