

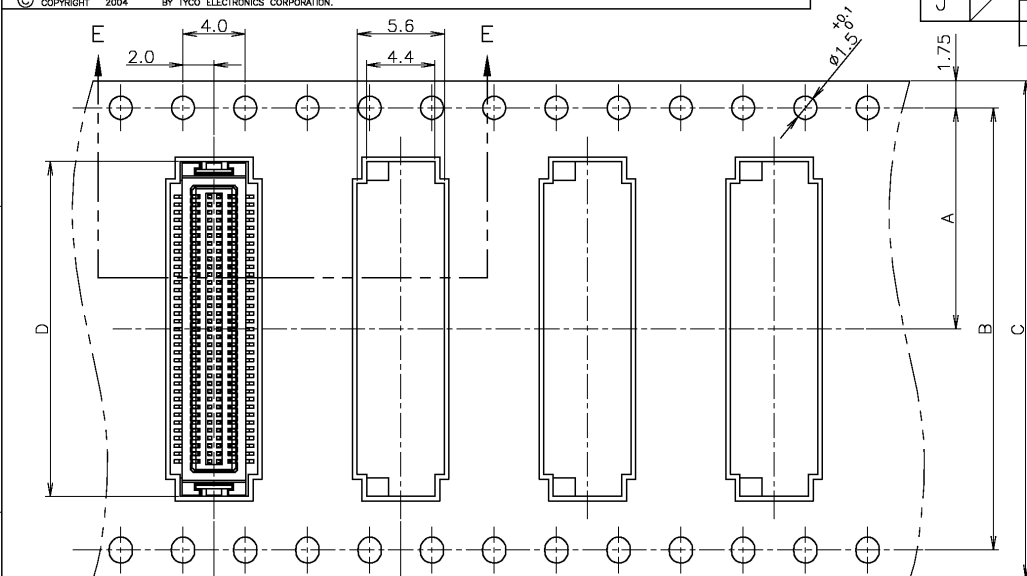
4

3

2

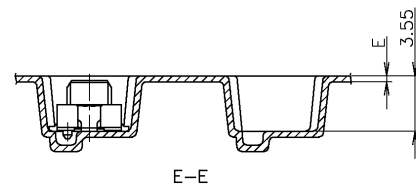
1

THIS DRAWING IS UNPUBLISHED. RELEASED FOR PUBLICATION APR. 2004.  
 © COPYRIGHT 2004 BY TYCO ELECTRONICS CORPORATION. ALL RIGHTS RESERVED.

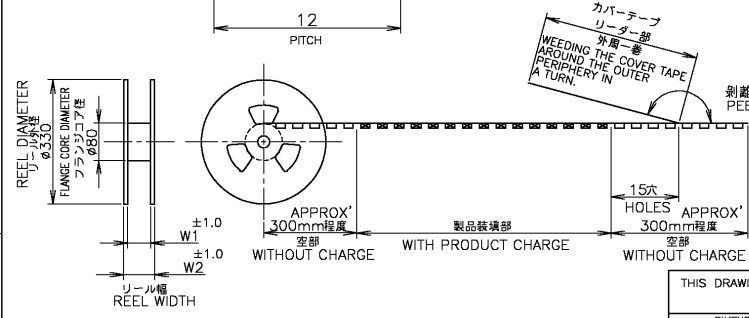


REVISED		DESCRIPTION	DATE	DWN	APVD
P	LTR				
A		FJBO-0396-04	23APR04	Y.N	H.M

引出し方向  
TOP OF REEL →



鉛フリー  
LEAD FREE



カバーテープ  
リーダテープ  
外周一巻  
WEEDING THE COVER TAPE  
AROUND THE OUTER  
PERIPHERY IN  
A TURN.  
剥離角度、165°~180°  
PEELING ANGLE.

THIS DRAWING IS A CONTROLLED DOCUMENT.

DIMENSIONS:	TOLERANCES UNLESS OTHERWISE SPECIFIED:
単位: 概	一般公差
MM	
0 PLC	± 0.3
1 PLC	± 0.3
2 PLC	± 0.3
3 PLC	± 0.3
4 PLC	± 0.3
ANGLES	± 3°

MATERIAL: 材料  
FINISH: 仕上

INSTRUCTION SHEET 取扱説明書 411-5808	WIRE RANGE 配線電線径 23APR04	INSULATION DIA 被覆外径
DWN Y. NAKAZAWA 23APR04	CHK T. KUSUHARA 23APR04	APVD H. MURAMATSU 23APR04
NAME 名称 ON TAPING (EMBOSS) 0.5mm PITCH FINE MATE CONN. RECEPTACLE ASSEMBLY		RESTRICTED
SIZE 寸法 A3	CAGE CODE 番号 00779	DRAWING NO 図号 C=1565357
CUSTOMER DRAWING		SCALE 尺度 4:1
SHEET 張数 1		OF 2
REV A		

4

3

2

1

THIS DRAWING IS UNPUBLISHED. RELEASED FOR PUBLICATION APR. 2004.  
 © COPYRIGHT 2004 BY TYCO ELECTRONICS CORPORATION. ALL RIGHTS RESERVED.

LOC	DIST	REVISIONS 変更			
P	LTR	DESCRIPTION	DATE	DWN	APVD
		SEE SHEET 1			

WITH BOSS	DIMENSIONS											QTY/ REEL	POS	CONNECTOR P/N	TAPING P/N
	W2	W1	E	D	C	B	A								
	37.5	33.5	0.4	19.1	32	28.4	14.2	1000	60	5-1565358-5	5-1565357-5				
	50.5	45.5	0.4	24	44	40.4	20.2	1000	80	5-1565358-3	5-1565357-3				
	20.2	17.5	0.4	9.1	16	11.5	7.5	1000	20	1565358-9	1565357-9				
	29.5	25.5	0.38	16.6	24	11.5	1000	50	1565358-6	1565357-6					
	37.5	33.5	0.38	19.1	32	28.4	14.2	1000	60	1565358-5	1565357-5				
	37.5	33.5	0.4	21.9	32	28.4	14.2	1000	70	1565358-4	1565357-4				
	50.5	45.5	0.4	24	44	40.4	20.2	1000	80	1565358-3	1565357-3				
	49.5	45.5	0.38	29.1	44	40.4	20.2	1000	100	1565358-1	1565357-1				

INSTRUCTION SHEET 取扱説明書	411-5808	WIRE RANGE 総合電線範囲	INSULATION DIA 絶縁外径
----------------------------	----------	----------------------	------------------------

THIS DRAWING IS A CONTROLLED DOCUMENT.		DWN	Tyco Electronics AMP K.K. Kawasaki, Japan															
DIMENSIONS: 単位: 概 MM		CHK	NAME 名称															
<table border="1"> <tr> <th colspan="2">TOLERANCES UNLESS OTHERWISE SPECIFIED: 一般公差</th> </tr> <tr> <td>0 PLC</td> <td>± 0.3</td> </tr> <tr> <td>1 PLC</td> <td>± 0.3</td> </tr> <tr> <td>2 PLC</td> <td>± 0.3</td> </tr> <tr> <td>3 PLC</td> <td>± 0.3</td> </tr> <tr> <td>4 PLC</td> <td>± 0.3</td> </tr> <tr> <td>ANGLES</td> <td>± 3°</td> </tr> </table>		TOLERANCES UNLESS OTHERWISE SPECIFIED: 一般公差		0 PLC	± 0.3	1 PLC	± 0.3	2 PLC	± 0.3	3 PLC	± 0.3	4 PLC	± 0.3	ANGLES	± 3°	APVD	ON TAPING (EMBOSS) 0.5mm PITCH FINE MATE CONN. RECEPTACLE ASSEMBLY	
TOLERANCES UNLESS OTHERWISE SPECIFIED: 一般公差																		
0 PLC	± 0.3																	
1 PLC	± 0.3																	
2 PLC	± 0.3																	
3 PLC	± 0.3																	
4 PLC	± 0.3																	
ANGLES	± 3°																	
		PRODUCT SPEC 製品規格		RESTRICTED 20														
MATERIAL 材料		APPLICATION SPEC 取付適用規格																
FINISH 仕上		WEIGHT	SIZE	CAGE CODE														
			A3	00779														
		CUSTOMER DRAWING	DRAWING NO 番号	C=1565357														
			SCALE 尺産	4:1														
			SHEET	2 OF 2														
			REV	A														

鉛フリー  
LEAD FREE