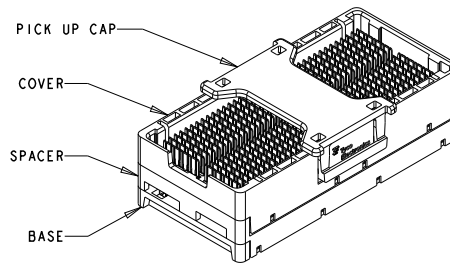
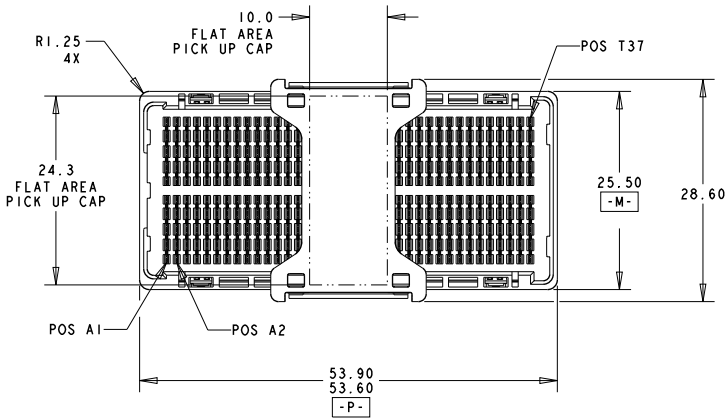


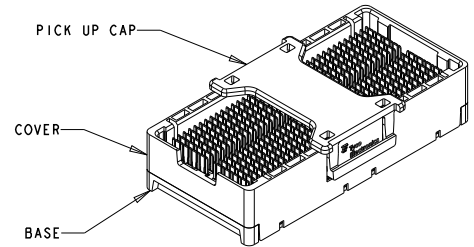
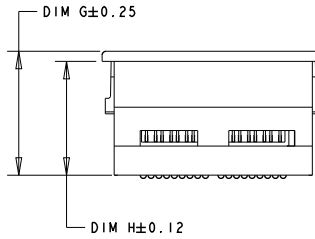
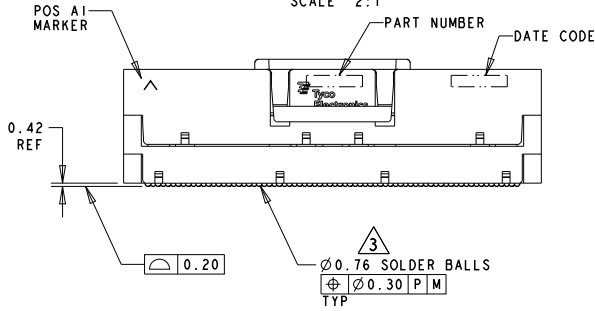
THIS DRAWING IS UNPUBLISHED. RELEASED FOR PUBLICATION 20
 © COPYRIGHT 20 BY TYCO ELECTRONICS CORPORATION, ALL RIGHTS RESERVED.

LOC	DIST	REVISIONS			
P	LTR	DESCRIPTION	DATE	DWN	APVD
DY	-				
A5		REVISED PER ECR-10-013879	01JUL2010	SYJ	LSF



ISOMETRIC VIEW
 TYPICAL CONFIGURATION FOR
 15mm & 20mm ASSEMBLY
 SCALE 3:2

TYPICAL ASSEMBLY
 15mm SHOWN
 SCALE 2:1



ISOMETRIC VIEW
 TYPICAL CONFIGURATION FOR
 10mm, 12mm & 13mm ASSEMBLY
 SCALE 3:2

<small>THIS DRAWING IS A CONTROLLED DOCUMENT FOR TYCO ELECTRONICS CORPORATION IT IS SUBJECT TO CHANGE AND THE CONTROLLING ENGINEERING ORGANIZATION SHOULD BE CONTACTED FOR THE LATEST REVISION.</small>		DWN P BRANDBERG 10JAN05 CHK D WERTZ 12JAN05 APVD D WERTZ 12JAN05	Tyco Electronics Singapore	
DIMENSIONS: mm		TOLERANCES UNLESS OTHERWISE SPECIFIED: 0 PLC ±. 1 PLC ±0.3 2 PLC ±0.10 3 PLC ±0.050 4 PLC ±. ANGLES ±°		NAME STEP-Z PLUG ASSEMBLY, 296 SIGNAL POSITION -
MATERIAL 1		FINISH 2		SIZE CAGE CODE DRAWING NO RESTRICTED TO A3 00779 C-1761616 -
CUSTOMER DRAWING		SCALE - SHEET 1 OF 4 REV A5		WEIGHT 114-13101 APPLICATION SPEC 108-2143

4

3

2

1

THIS DRAWING IS UNPUBLISHED. RELEASED FOR PUBLICATION 20
COPYRIGHT 20 BY TYCO ELECTRONICS CORPORATION, ALL RIGHTS RESERVED.

LOC	DIST	REVISIONS				
P	LTR	DESCRIPTION	DATE	DWN	APVD	
-	-	SEE SHEET 1	-	-	-	

- 1 MATERIAL:
BASE, SPACER, COVER: THERMOPLASTIC
PICK UP CAP: THERMOPLASTIC
CONTACT: COPPER ALLOY
SOLDER BALL: Sn/Pb FOR P/N 1761616-1 THRU 5-1761616-0
Sn/Ag FOR P/N 5-1761616-1 THRU 9-1761616-9
- 2 FINISH:
CONTACT: 0.00076 MIN GOLD OVER 0.00127 MIN NICKEL.
(30µ" MIN GOLD OVER 50µ" MIN NICKEL)
- 3 SOLDER BALLS WILL NOT BE PERFECT
SPHERICAL SHAPE DUE TO REFLOW ATTACHMENT.
- 4 CONTACTS IN ROWS A,C,E,G,J,K,M,P,R, AND T
ARE SINGLE BEAM CONTACTS,
TYPICALLY USED AS GROUND PINS.
(NOTE: CONTACTS IN ROW J & K ARE TIED
TOGETHER [COMMONED]).
- 5 CONTACTS IN ROWS B,D,F,H,L,N,O, AND S
ARE DUAL BEAM CONTACTS,
TYPICALLY USED AS SIGNAL PINS.
- 6 SPECIFIED POSITIONAL TOLERANCE DEFINES PAD TO PAD
LOCATION WITHIN LAND PATTERN. POSITIONAL TOLERANCE
OF LAND PATTERN TO FUDICIAL MARKS OR PCB DATUMS
SHALL BE DEFINED BY CUSTOMER. FOR RECOMMENDED
PRODUCT APPLICATION AND PCB DESIGN DETAILS, SEE
APPLICATION SPEC 114-13101.

24.65	25.95	-	25mm Sn/Ag	7-1761616-5
19.65	20.95	-	20mm Sn/Ag	7-1761616-0
14.65	15.95	-	15mm Sn/Ag	6-1761616-5
12.65	13.95	-	13mm Sn/Ag	6-1761616-3
11.65	12.95	-	12mm Sn/Ag	6-1761616-2
9.65	10.95	-	10mm Sn/Ag	6-1761616-0
24.65	25.95	-	25mm Sn/Pb	2-1761616-5
19.65	20.95	-	20mm Sn/Pb	2-1761616-0
14.65	15.95	-	15mm Sn/Pb	1-1761616-5
12.65	13.95	-	13mm Sn/Pb	1-1761616-3
11.65	12.95	-	12mm Sn/Pb	1-1761616-2
9.65	10.95	-	10mm Sn/Pb	1-1761616-0
DIM H	DIM G	LOAD STYLE	DESCRIPTION	PART NUMBER

<small>THIS DRAWING IS A CONTROLLED DOCUMENT FOR TYCO ELECTRONICS CORPORATION IT IS SUBJECT TO CHANGE AND THE CONTROLLING ENGINEERING ORGANIZATION SHOULD BE CONTACTED FOR THE LATEST REVISION.</small>		DWN P BRANDBERG 10 JAN 05	Tyco Electronics Singapore	
DIMENSIONS: mm		CHK D WERTZ 12 JAN 05	NAME STEP-Z PLUG ASSEMBLY, 296 SIGNAL POSITION	
		APVD D WERTZ 12 JAN 05	PRODUCT SPEC	
TOLERANCES UNLESS OTHERWISE SPECIFIED: 0 PLC ±. 1 PLC ±0.3 2 PLC ±0.10 3 PLC ±0.050 4 PLC ±. ANGLES ±°		APPLICATION SPEC	RESTRICTED TO	
MATERIAL	FINISH	WEIGHT	SIZE A3	CAGE CODE 00779
			DRAWING NO C-1761616	
CUSTOMER DRAWING			SCALE	SHEET 2 OF 4 REV A5

4

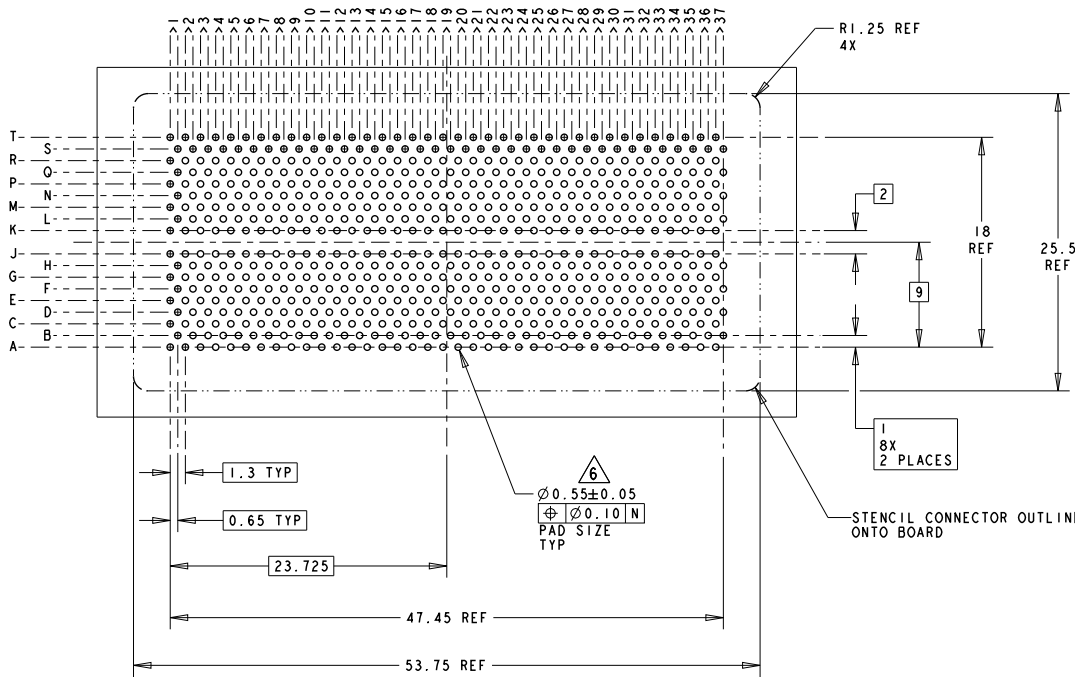
3

2

1

THIS DRAWING IS UNPUBLISHED. RELEASED FOR PUBLICATION 20
COPYRIGHT 20 BY TYCO ELECTRONICS CORPORATION. ALL RIGHTS RESERVED.

LOC	DIST	REVISIONS			
P	LTR	DESCRIPTION	DATE	DWN	APVD
DY	-	SEE SHEET 1	-	-	-



4 5 BOARD PATTERN SCALE 3:1

<small>THIS DRAWING IS A CONTROLLED DOCUMENT FOR TYCO ELECTRONICS CORPORATION. IT IS SUBJECT TO CHANGE AND THE CONTROLLING ENGINEERING ORGANIZATION SHOULD BE CONTACTED FOR THE LATEST REVISION.</small>		DWN P BRANDBERG 10JAN05 CHK D WERTZ 12JAN05 APVD D WERTZ 12JAN05		Tyco Electronics Singapore	
DIMENSIONS: mm		TOLERANCES UNLESS OTHERWISE SPECIFIED: 0 PLC ± 1 PLC ±0.3 2 PLC ±0.10 3 PLC ±0.050 4 PLC ± ANGLES ±2°		NAME STEP-Z PLUG ASSEMBLY, 296 SIGNAL POSITION PRODUCT SPEC - APPLICATION SPEC - WEIGHT -	
MATERIAL - FINISH -		SIZE A3 CAGE CODE 00779 DRAWING NO C-1761616		RESTRICTED TO -	
CUSTOMER DRAWING			SCALE -	SHEET 3 OF 4	REV A5

4

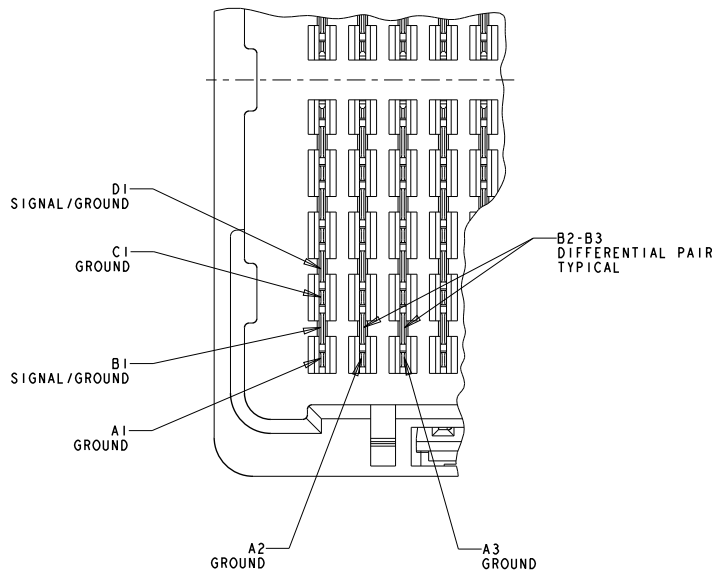
3

2

1

THIS DRAWING IS UNPUBLISHED. RELEASED FOR PUBLICATION 20
COPYRIGHT 20 BY TYCO ELECTRONICS CORPORATION, ALL RIGHTS RESERVED.

LOC	DIST	REVISIONS			
P	LTR	DESCRIPTION	DATE	DWN	APVD
DY	-	SEE SHEET 1	-	-	-



PLUG INTERFACE
SCALE 8:1

<small>THIS DRAWING IS A CONTROLLED DOCUMENT FOR TYCO ELECTRONICS CORPORATION IT IS SUBJECT TO CHANGE AND THE CONTROLLING ENGINEERING ORGANIZATION SHOULD BE CONTACTED FOR THE LATEST REVISION.</small>		DWN P BRANDBERG 10JAN05 CHK D WERTZ 12JAN05 APVD D WERTZ 12JAN05	
DIMENSIONS: mm 	TOLERANCES UNLESS OTHERWISE SPECIFIED: 0 PLC ±. 1 PLC ±0.3 2 PLC ±0.10 3 PLC ±0.050 4 PLC ±. ANGLES ±°	NAME STEP-Z PLUG ASSEMBLY, 296 SIGNAL POSITION PRODUCT SPEC - APPLICATION SPEC - WEIGHT -	SIZE A3 CAGE CODE 00779 DRAWING NO C-1761616 RESTRICTED TO -
MATERIAL -	FINISH -	CUSTOMER DRAWING SCALE - SHEET 4 OF 4 REV A5	

AMP 1470-19 REV 31MAR2000