

JEED001S

(ON DIMENSIONS)各寸法図

版数 REV.	年月日 DATE	DCN NO.	変更内容 DESCRIPTION	製図 DR.	担当 CHK.	査閲 APPD.	承認 APPD.

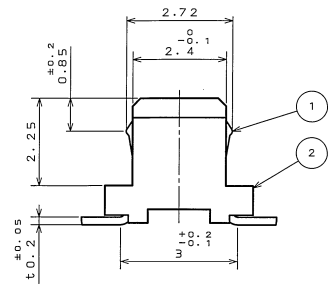
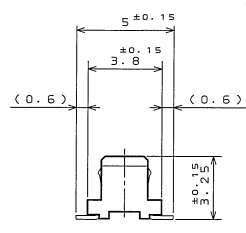
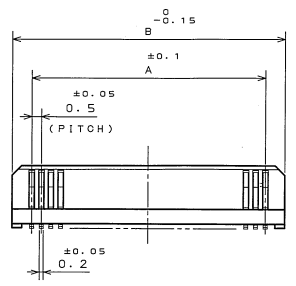
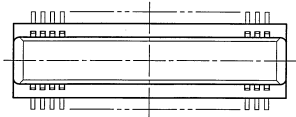


TABLE 1

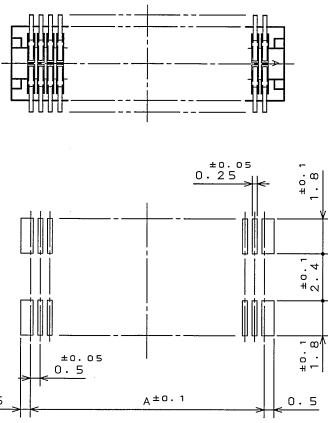
NO. OF CONTACTS	A	B
20	4.5	6.5
30	7.0	9.0
40	9.5	11.5
50	12.0	14.0
60	14.5	16.5
70	17.0	19.0
80	19.5	21.5
100	24.5	26.5
120	29.5	31.5
160	39.5	41.5

(SCALE 10:1)
(尺度 10:1)

TABLE 2

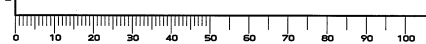
FINISH	CONTACT AREA	TERMINAL AREA
N 1	GOLD(0.1μm MIN)OVER NICKEL	GOLD FLASH OVER NICKEL

NOTE1. COPLANARITY IS AS PER APPLICABLE SPECIFICATION.
注1. 端子の振れ規定は適用仕様書による。



APPLICABLE P.C.B. DIMENSION (REF.)
適合基板寸法 (参考)

DOF-C-212E (03-08)



2	INSULATOR	1	GLASS FILLED LCP	COLOR: BLACK
1	CONTACT	N	PHOSPHOR BRONZE	TABLE 2
符号 NO.	名称 DESCRIPTION	個数 QTY.	材料 MATERIAL	仕上 FINISH
JACS-1385-*		第1版 (ORIGINAL DATE) 4.Dec.2003		備考 REMARKS
仕様書 (SPECIFICATION)		製図 DR.	M.TANAKA	JAE CONNECTOR.COM Reference WR * S - VF - N1 重量 (WEIGHT)
公差 (GENERAL TOLERANCE)		図番 CHK.	T.SHIODA	
寸法 (DIMENSION)		承認 APPD.	H. Kawase	
角度 (ANGLES)		承認 APPD.	S. Kodawari	
. .	±0.8	X° ±		図面番号 (DRAWING NO.) SJ100337
. X	±0.4	X° ±		版数 (REV.) 1
. XX	±0.1	X° ±		
. XXX ±				

LEAD FREE この製品は鉛フリー品です

JAE CONNECTOR DIV. PROPRIETARY.
COPYRIGHT (C) 2003. JAPAN AVIATION ELECTRONICS INDUSTRY, LTD.