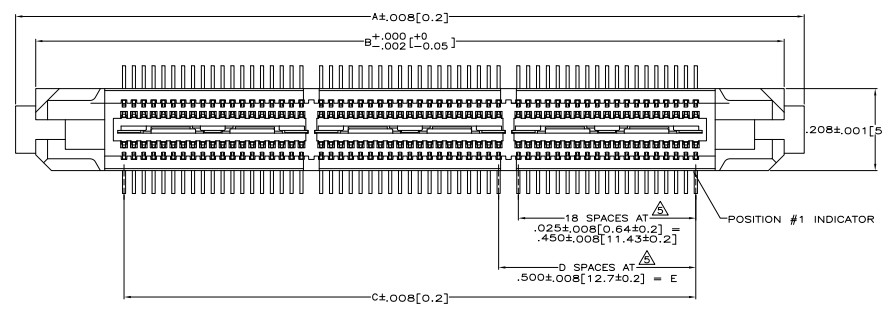
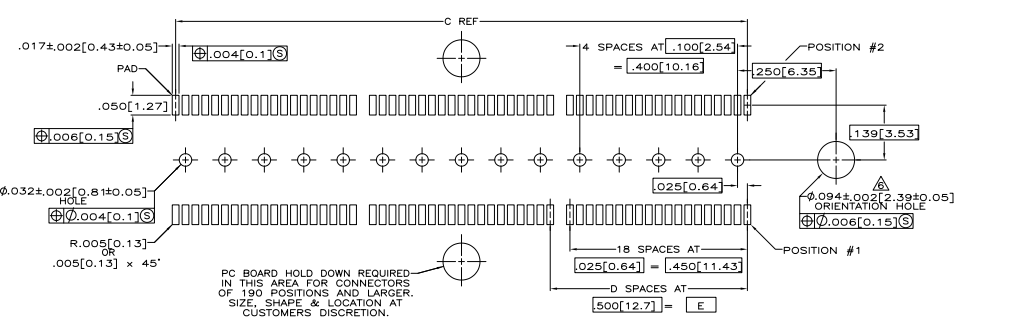
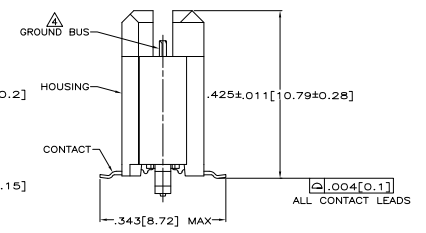
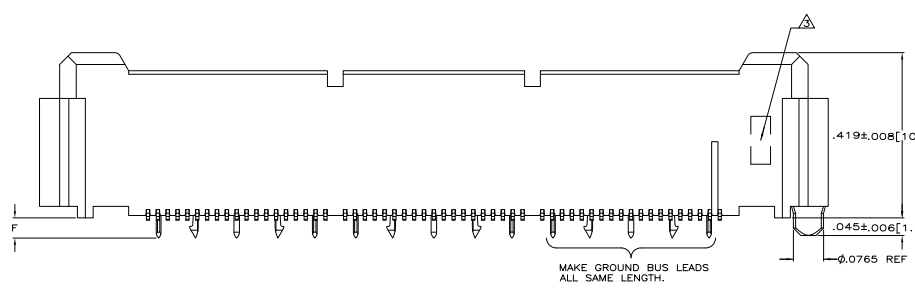


THIS DRAWING IS UNPUBLISHED
 ALL RIGHTS RESERVED

REV	DATE	DESCRIPTION	BY	CHK	APP
AD 47					
B1		REVISED PER ECO-11-004835	11MM11	RK	HMR



- △ HOUSING: LIQUID CRYSTAL POLYMER, COLOR BLACK.
- CONTACTS: HIGH RELIABILITY COPPER ALLOY.
- GROUND BUSES: PHOSPHOR BRONZE ALLOY, UNS C51100.
- CONTACTS & GROUND BUSES: NICKEL UNDERPLATE ALL OVER.
- MATING SURFACE PLATED TO MEET LEVEL 1 PERFORMANCE REQUIREMENTS OF TE PRODUCT SPECIFICATION 108-1422.
- SOLDER TAILS PLATED MATTE TIN.
- △ DATE CODE MARKED IN AREA INDICATED ON SAME SIDE AS POSITION #1.
- △ ONE GROUND BUS WITH 5 TAILS PER EACH MODULE.
- △ TOLERANCE NON-ACCUMULATIVE.
- △ FOR SLIP-FIT APPLICATIONS, ORIENTATION HOLE TO BE $\phi 0.79\pm 0.01[2.00\pm 0.03]$.



PC BOARD HOLD DOWN REQUIRED IN THIS AREA FOR CONNECTORS OF 190 POSITIONS AND LARGER. SIZE, SHAPE & LOCATION AT CUSTOMERS DISCRETION.

RECOMMENDED PC BOARD LAYOUT
 (VIEWED FROM CONNECTOR SIDE)

STANDARD	Q60[1.52]	3,000[76.2]	6	3,450[87.63]	3,898[99]	4,000[101.6]	266	1-5767003-4
STANDARD	Q60[1.52]	2,000[50.8]	5	2,850[72.83]	3,398[86.31]	3,500[88.9]	238	1-5767003-3
STANDARD	Q60[1.52]	2,000[50.8]	4	2,450[62.23]	2,898[73.61]	3,000[76.2]	190	1-5767003-2
STANDARD	Q60[1.52]	1,000[25.4]	2	1,450[36.83]	1,898[48.21]	2,000[50.8]	114	1-5767003-1
STANDARD	Q60[1.52]	500[12.7]	1	950[24.13]	1,398[35.11]	1,500[38.1]	76	1-5767003-0
STANDARD	Q60[1.52]	500[12.7]	0	450[11.43]	898[22.81]	1,000[25.4]	38	5767003-9
STANDARD	Q60[1.52]	1,000[25.4]	3	1,950[49.53]	2,398[60.81]	2,500[63.5]	152	5767003-8

BUS LEADS TYPE	F	E	D	C	B	A	NO OF POS	PART NUMBER

THIS DRAWING IS A CONTROLLED DOCUMENT. IN THE MANUFACTURING DEPARTMENT. DATE: 108-1422. REV: 114-11004. SIZE: 8.1. SHEET: 1 OF 1. PART NUMBER: 5767003. CUSTOMER DRAWING: 100779. DATE: 8.1. SHEET: 1 OF 1. PART NUMBER: B1.