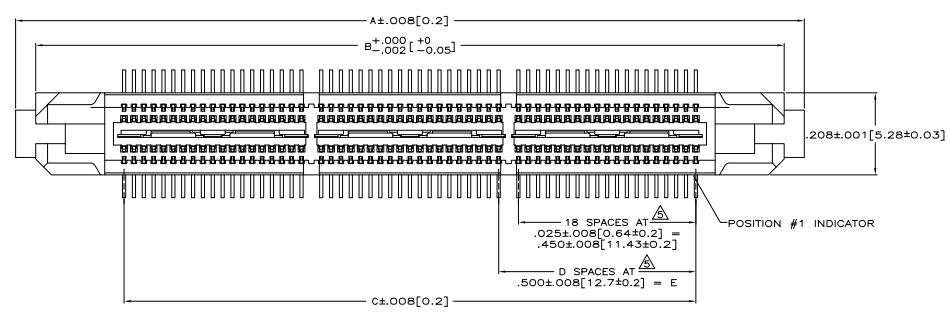
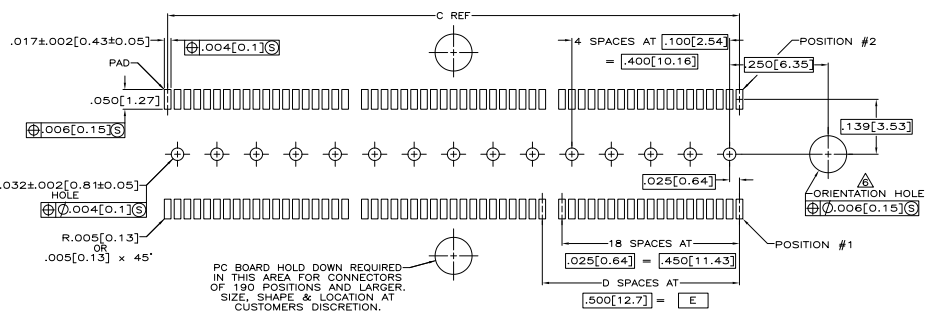
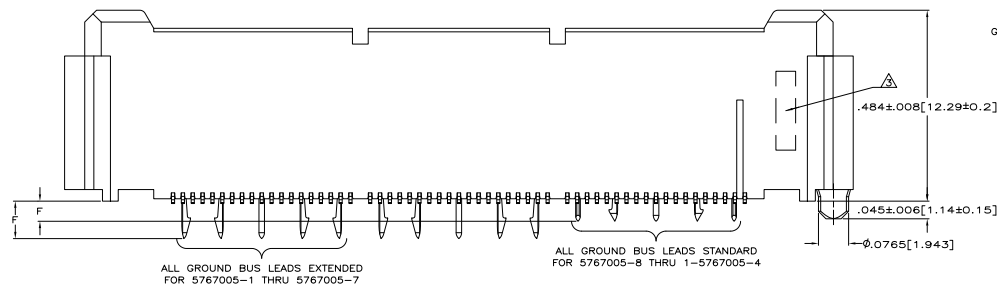


THIS DRAWING IS UNPUBLISHED
 ALL RIGHTS RESERVED

REV	DATE	DESCRIPTION	BY	CHKD
AD 47		REVISED PER EDD-11-004835		



- △ HOUSING: LIQUID CRYSTAL POLYMER, COLOR BLACK.
- △ CONTACTS: HIGH RELIABILITY COPPER ALLOY.
- △ GROUND BUSES: PHOSPHOR BRONZE ALLOY, UNS C51100.
- △ CONTACTS & GROUND BUSES: NICKEL UNDERPLATE ALL OVER, MATING SURFACE PLATED TO MEET LEVEL 1 PERFORMANCE REQUIREMENTS OF TE CONNECTIVITY PRODUCT SPECIFICATION 108-1422, SOLDER TAILS PLATED MATTE TIN.
- △ DATE CODE MARKED IN AREA INDICATED ON OPPOSITE SIDE OF POSITION #1.
- △ ONE GROUND BUS WITH 5 TAILS PER EACH MODULE.
- △ TOLERANCE NON-ACCUMULATIVE.
- △ FOR STANDARD APPLICATIONS, ORIENTATION HOLE TO BE $\phi .094 \pm .002 [2.39 \pm 0.05]$.
- △ FOR SLIP-FIT APPLICATIONS, ORIENTATION HOLE TO BE $\phi .079 \pm .001 [2.00 \pm 0.03]$.



PC BOARD HOLD DOWN REQUIRED IN THIS AREA FOR CONNECTORS OF 190 POSITIONS AND LARGER. SIZE, SHAPE & LOCATION AT CUSTOMERS DISCRETION.

RECOMMENDED PC BOARD LAYOUT
 (VIEWED FROM CONNECTOR SIDE)

STANDARD	OB60	1.52	3.000	76.2	6	3.450	87.63	3.898	99	4.000	101.6	266	1-5767005-4	
STANDARD	OB60	1.52	2.500	63.5	5	2.950	74.93	3.398	86.31	3.500	88.9	238	1-5767005-3	
STANDARD	OB60	1.52	2.000	50.8	4	2.450	62.23	2.898	73.61	3.000	76.2	190	1-5767005-2	
STANDARD	OB60	1.52	1.500	38.1	3	1.950	49.53	2.398	60.91	2.500	63.5	152	1-5767005-1	
STANDARD	OB60	1.52	1.000	25.4	2	1.450	36.83	1.898	48.21	2.000	50.8	114	1-5767005-0	
STANDARD	OB60	1.52	.500	12.7	1	.950	24.13	1.398	35.51	1.500	38.1	76	5767005-9	
STANDARD	OB60	1.52	.000	0	0	.450	11.43	.898	22.81	1.000	25.4	38	5767005-8	
OBSELETE	EXTENDED	1.04	2.64	3.000	76.2	6	3.450	87.63	3.898	99	4.000	101.6	266	5767005-7
OBSELETE	EXTENDED	1.04	2.64	2.500	63.5	5	2.950	74.93	3.398	86.31	3.500	88.9	238	5767005-6
OBSELETE	EXTENDED	1.04	2.64	2.000	50.8	4	2.450	62.23	2.898	73.61	3.000	76.2	190	5767005-5
OBSELETE	EXTENDED	1.04	2.64	1.500	38.1	3	1.950	49.53	2.398	60.91	2.500	63.5	152	5767005-4
OBSELETE	EXTENDED	1.04	2.64	1.000	25.4	2	1.450	36.83	1.898	48.21	2.000	50.8	114	5767005-3
OBSELETE	EXTENDED	1.04	2.64	.500	12.7	1	.950	24.13	1.398	35.51	1.500	38.1	76	5767005-2
OBSELETE	EXTENDED	1.04	2.64	.000	0	0	.450	11.43	.898	22.81	1.000	25.4	38	5767005-1

THIS DRAWING IS A CONTROLLED DOCUMENT:		REV	DATE	BY	CHKD
REV	DATE	BY	CHKD	DATE	BY
108-1422					
114-11004					
100779					

TE Connectivity
 PLUG ASSEMBLY, .490[12.57] VERTICAL, .025[0.64] GULL WING LEADS, MICTOR

CUSTOMER DRAWING