

# Fine Pitch SMT Board to Board Connectors

## Series 9158 MOBO™ SOLO STACKER™



The MOBO™ Series 9158 is a one-piece connector used to connect two PCB's within mobile phones, pagers, PDA's, security, hand held scanners, etc. in a cost-effective manner.


A standard range is available with 16, 20, 24 and 28 contacts to suit stack heights of 1.90mm to 3.30mm. Other contact variants are also available from 1.90mm to 5.10mm, in custom housings. The SOLO STACKER™ can allow a spacing tolerance of up to ±0.30mm and still provide reliable connections between the PCB's, even if they are not parallel.

SOLO STACKER™ is designed for PCB surface mounting and is supplied in tape and reel packaging. Gold plated pads on the mating PCB provide connection between boards.

Whatever your requirements this SOLO STACKER™ can also be customized to suit your application.

### KEY FEATURES AND BENEFITS

- Single piece connector – no mating half connector required to connect two boards together which means:
  - Reduced assembly time.
  - Only one part to purchase and stock.
  - Due to the unique contact design, the mating device does not have to be parallel.
  - Extremely robust when subjected to shock and vibration.
  - Cost effective
  - Helps reduce tolerance accumulation within system.
- Manufactured on fully automatic machines to support high volume requirements.

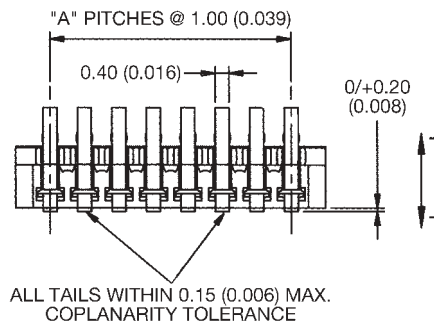
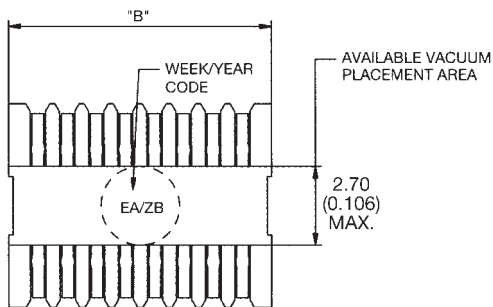


### APPLICATIONS

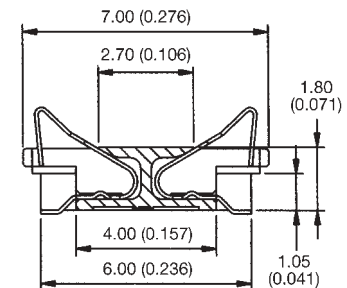
Suitable applications include:

- Mobile Phones
- PDA
- Medical
- PMR
- Industrial
- Security
- Hand Held Scanner

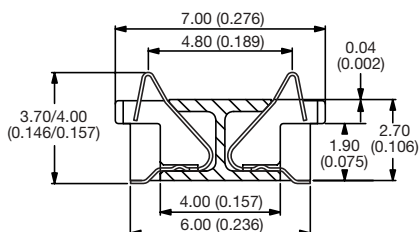
### DRAWINGS AND DIMENSIONS



For version stack height 020 & 025



For version stack height 030



Dimension			
P/N	No. of Pos.	A	B
00 9158 016 XXX XXX	016	7.00 (0.276)	9.00 (0.354)
00 9158 020 XXX XXX	020	9.00 (0.354)	11.0 (0.433)
00 9158 024 XXX XXX	024	11.0 (0.433)	13.0 (0.512)
00 9158 028 XXX XXX	028	13.0 (0.512)	15.0 (0.591)

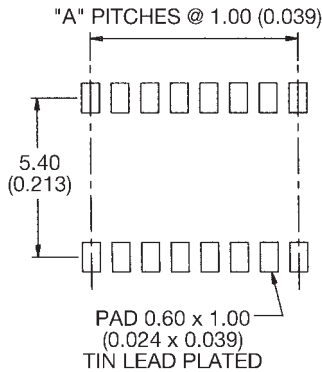
# Fine Pitch SMT Board to Board Connectors

## Series 9158 MOBO™ SOLO STACKER™

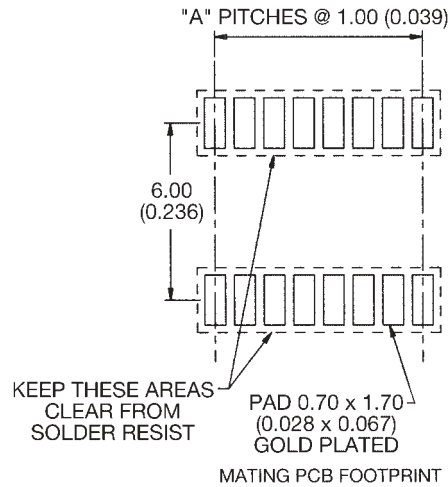


### DRAWINGS AND DIMENSIONS CONT'D

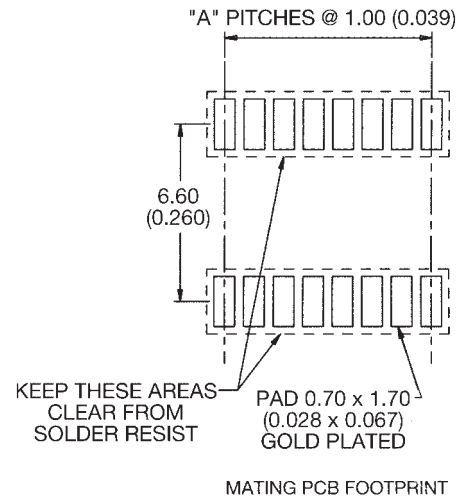
#### SMT PCB FOOTPRINT



#### MATING PCB FOOTPRINT for version stack height 020 & 030



#### MATING PCB FOOTPRINT for version stack height 025



N.B. refer to table overleaf for dimensions

### HOW TO ORDER

**00**

Prefix  
00 = Standard  
58 = Special

**9158**

Series

**XXX**

No. of Ways  
16 = 016  
20 = 020  
24 = 024  
28 = 028

**XXX**

Stack Height  
020 = 1.9mm to 2.1mm  
025 = 2.1mm to 2.7mm  
030 = 2.8mm to 3.3mm

**XX**

Plating Variation  
00 = Selective 0.25µ  
Gold Plated Contact  
Nose

**X**

PCB Location Bosses  
1 = With PCB Location  
Bosses  
2 = Without PCB  
Location Bosses