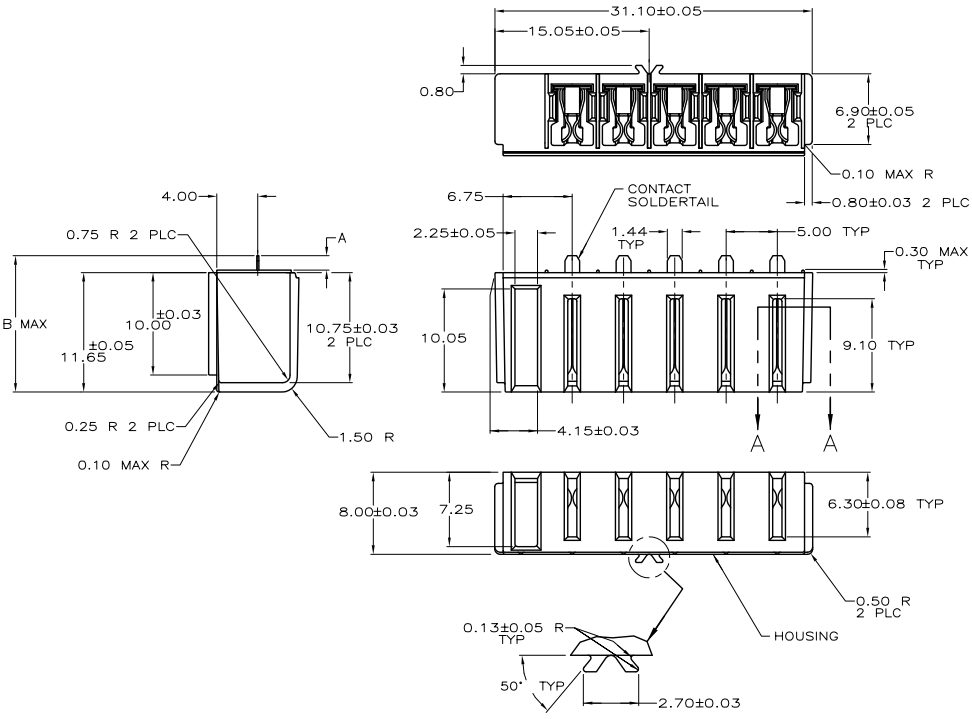
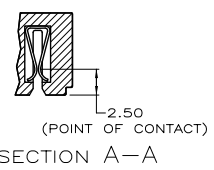
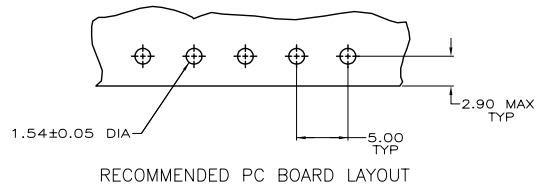
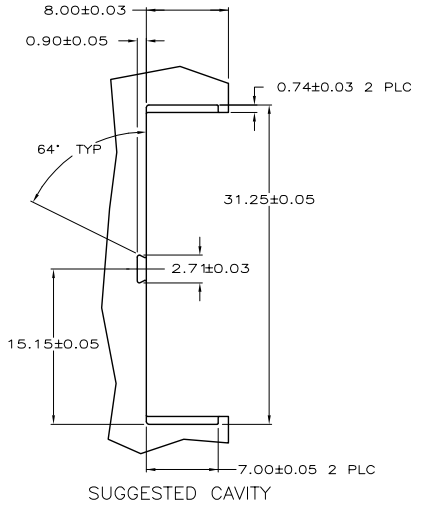


THIS DRAWING IS UNPUBLISHED. RELEASED FOR PUBLICATION  
 BY TYCO ELECTRONICS CORPORATION. ALL RIGHTS RESERVED.

LOC	DESIGN	REVISIONS					
ES	00	P	LWR	DESCRIPTION	DATE	DRW	APPD
		0		RELEASED	ECR-05-001438	11APR05	J.Z I.E



- △ HOUSING: POLYPHTHALAMIDE, BLACK.  
CONTACT: PHOSPHOR BRONZE.
- △ CONTACT: 1.30µm MIN TIN ON SOLDERTAIL OVER  
1.90µm MIN NICKEL ON ENTIRE CONTACT.



12.95	0.85	5787590-2
13.5	1.40	5787590-1
B	A	PART NUMBER

THIS DRAWING IS A CONTROLLED DOCUMENT.		DRG. C. OBERMAN 19 SEP 95	Tyco Electronics Corporation	
DIMENSIONS: mm		CHK. S. STONE 20 SEP 95	Shanghai PRC	
TOLERANCES UNLESS OTHERWISE SPECIFIED:		APP. R. KILNE 20 SEP 95	WAVE	
0 PLC	±	PRODUCT SPEC	108-1501	
12 PLC	±	APPLICATION SPEC	114-24005	
15 PLC	±	SIZE	A2	00779
18 PLC	±	HEIGHT	5787590	
MATERIAL	FINISH	RESTRICTED TO	CUSTOMER DRAWING	
△	△	SCALE	4:1	SHEET 1 of 1

AMP 1471-9 REV 31MAR2000

M:\Battery\_Lead-free\Wave-Solder>Select\_Plate\787590\Lead-free\LC-5787590\_0.dwg

5787590

A