

4

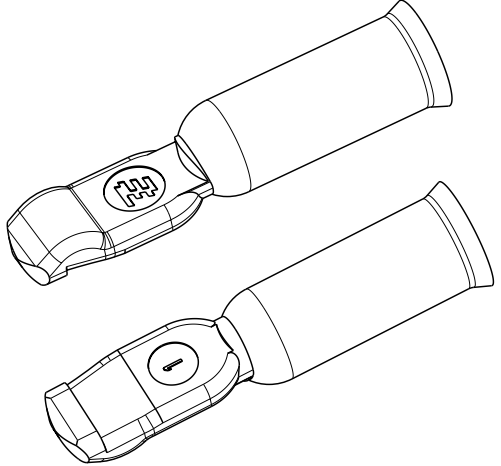
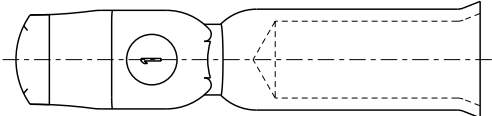
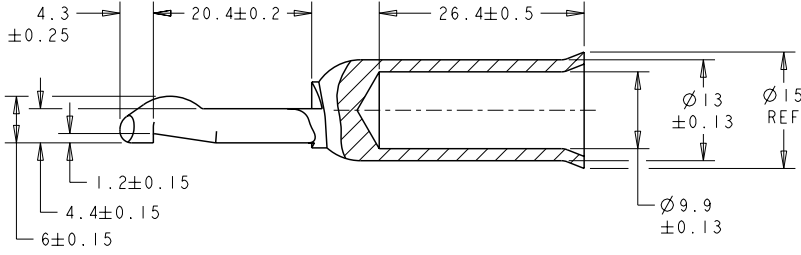
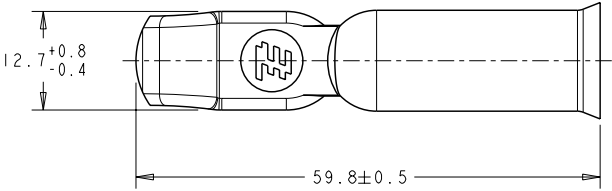
3

2

1

THIS DRAWING IS UNPUBLISHED. RELEASED FOR PUBLICATION 20
 © COPYRIGHT 20 BY TYCO ELECTRONICS CORPORATION. ALL RIGHTS RESERVED.

LOC	DIST	REVISIONS					
CM	0	P	LTR	DESCRIPTION	DATE	DWN	APVD
		A		REVISED PER ECR 10-006756	01APR10	JR	SM



1. MATERIAL: COPPER ALLOY
2. FINISH: PLATED SILVER

METRIC

THIS PRODUCT HAS PASSED VERIFICATION AND AGENCY APPROVALS TESTING AND IS COMPONENT RECOGNIZED PER UL 1977 AND CSA 22.2. TYCO ELECTRONICS PRODUCT QUALIFICATION TESTING IS NOT YET COMPLETED.

AS SHOWN		1604041-1	
DESCRIPTION		PART NUMBER	
<small>THIS DRAWING IS A CONTROLLED DOCUMENT FOR TYCO ELECTRONICS CORPORATION AND IS SUBJECT TO CHANGE. THE CONTROLLING ENGINEERING ORGANIZATION SHOULD BE CONTACTED FOR THE LATEST REVISION.</small>		tyco Electronics Tyco Electronics Harrisburg, PA 17105-3608	
DIMENSIONS: mm 	TOLERANCES UNLESS OTHERWISE SPECIFIED: 0 PLC ±- 1 PLC ±0.3 2 PLC ±0.13 3 PLC ±0.050 4 PLC ±- ANGLES ±- MATERIAL - FINISH -	DWN 15MAR2002 CHN B. D. Yohn W. H. Bernhart APVD W. H. Bernhart NAME PRODUCT SPEC - APPLICATION SPEC - WEIGHT - CUSTOMER DRAWING	CONTACT, AMP POWER SERIES 175 / 180, 1 AWG SIZE A3 CAGE CODE 00779 DRAWING NO. C-1604041 RESTRICTED TO - SCALE 2:1 SHEET 1 OF 1 REV A