

4

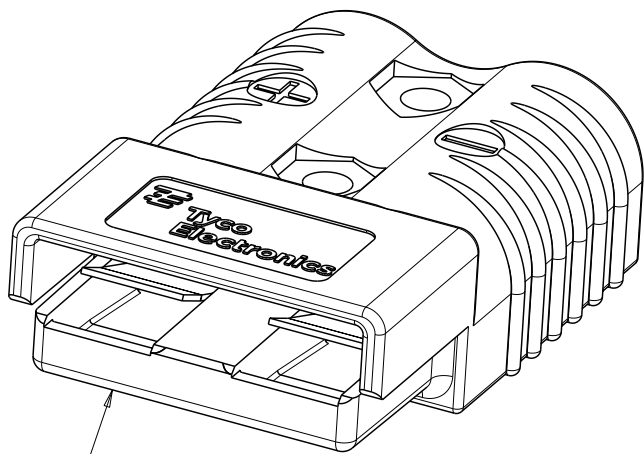
3

2

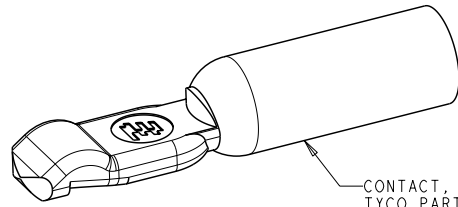
1

THIS DRAWING IS UNPUBLISHED. RELEASED FOR PUBLICATION 20
 © COPYRIGHT 20 BY TYCO ELECTRONICS CORPORATION. ALL RIGHTS RESERVED.

LOC	DIST	REVISIONS				
P	LTR	DESCRIPTION	DATE	DWN	APVD	
CM	0	01	REVISED PER ECR-10-010379	24MAY2010	HMR	JR



HOUSING-SPRING SUB-ASSY, 1 REQD
 TYCO PART NUMBER
 1604037-1 THRU -5 (INCLUSIVE)
 MAY BE ORDERED SEPARATELY




CONTACT, 4 AWG, 2 REQD
 TYCO PART NUMBER 1604040-1
 MAY BE ORDERED SEPARATELY

BLACK	1604044-6
BLUE	1604044-5
GRAY	1604044-4
RED	1604044-3
ORANGE	1604044-2
YELLOW	1604044-1
HOUSING COLOR	KIT PART NO

METRIC

THIS PRODUCT HAS PASSED VERIFICATION AND AGENCY APPROVALS TESTING AND IS COMPONENT RECOGNIZED PER UL 1977 AND CSA 22.2. TYCO ELECTRONICS PRODUCT QUALIFICATION TESTING IS NOT YET COMPLETED.

<small>THIS DRAWING IS A CONTROLLED DOCUMENT FOR TYCO ELECTRONICS CORPORATION IT IS SUBJECT TO CHANGE AND THE CONTROLLING ENGINEERING ORGANIZATION SHOULD BE CONTACTED FOR THE LATEST REVISION.</small>		DWN 13MAR2002 Brent D. John CHK 13MAR2002 W.H. BERNHART APVD 13MAR2002 W.H. BERNHART	Tyco Electronics Harrisburg, PA 17105-3608
DIMENSIONS: mm 	TOLERANCES UNLESS OTHERWISE SPECIFIED: 0 PLC ± 1 PLC ±0.4 2 PLC ±0.13 3 PLC ±0.050 4 PLC ± ANGLES ±	NAME KIT, AMP POWER SERIES 175, 4 AWG CONTACTS PRODUCT SPEC APPLICATION SPEC WEIGHT CUSTOMER DRAWING	SIZE CAGE CODE DRAWING NO RESTRICTED TO A3 00779 C-1604044 SCALE 2:1 SHEET 1 OF 1 REV 01