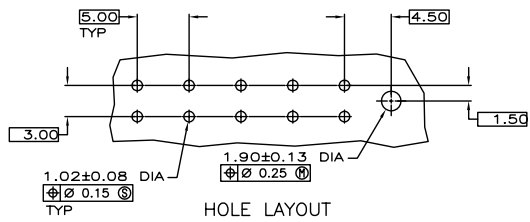
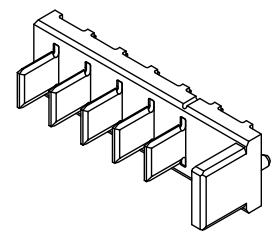
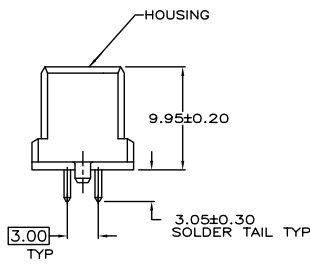
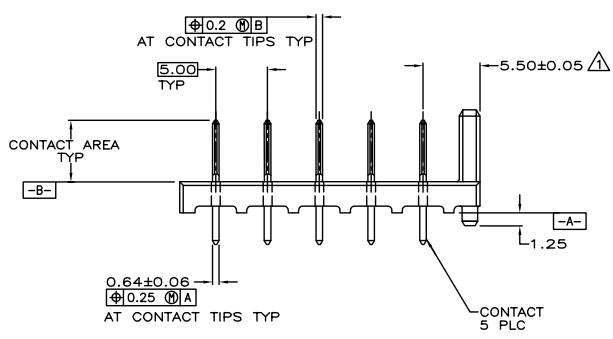
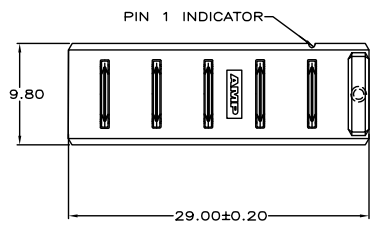


DRAWING MADE IN THIRD ANGLE PROJECTION
 THIS DRAWING IS UNPUBLISHED. RELEASED FOR PUBLICATION .19
 © COPYRIGHT 19 BY AMP INCORPORATED. ALL INTERNATIONAL RIGHTS RESERVED.

LOC	DIET	P	F	ZONE	LTR	DESCRIPTION	DATE	APPD
ES	00				0	RLSE -1 PER NPR 5240		
						WAS 94-2197-01	11/20/94	SK
					A	REV PER EC 0020-1520-94	01/10/95	RK
					B	REV PER EC 0020-965-95	14 SEP 95	RSK
					C	REV PER EC 0020-0657-96	12/06/96	RK
					E	REVISED PER ECR-10-002761	02/06/10	S.Y.

D
C
B
A

D
C
B
A



- ▲ COORDINATE DIMENSION APPLIES FROM CENTER OF ACTUAL FEATURE.
- ▲ HOUSING: POLYPHTHALAMIDE
- ▲ CONTACTS: BRASS
- ▲ 2.54µm MIN TIN-LEAD ON SOLDER TAIL OVER 1.90µm MIN NICKEL.

		787334-1	
		PART NO	
DO NOT SCALE PRINT. UNLESS SPECIFIED DIMENSIONS IN mm. TOLERANCES ON : 2 PLC DEC ±0.10 3 PLC DEC ± - ANGLES ± -		DR 10-31-94 R.S.KLINE	Tyco Electronics Shanghai, P.R.China, 200233
MATERIAL: HOUSING: ▲ CONTACTS: ▲		CHK 12-05-94 R.S.KLINE	
FINISH: CONTACTS: ▲		APPD 12-05-94 R.S.KLINE	NAME HEADER ASSEMBLY, VERTICAL, 5mm t, 5 POSN, SINGLE KEY, STRAIGHT SOLDER TAIL, BATTERY INTERCONNECT, 7.2 VOLT
		PRODUCT SPEC -	
		APPLICATION SPEC -	
		WEIGHT -	SIZE CAGE CODE DRAWING NO C 00779 C-787334
			SCALE 4:1 SHEET 1 OF 1

AMP 1471-6 REV 3-92
 Form No. 011110-020425 (TYM) (04/08/95) 1.337
 THIS DRAWING IS A CONTROLLED DOCUMENT FOR AMP AND THE CONTROLLING BUSINESS ORGANIZATION SHOULD BE CONTACTED FOR THE LATEST REVISION.

CUSTOMER DRAWING