THIS DRAWING IS UNPUBLISHED. RELEASED FOR PUBLICATION ,19 .
© COPYRIGHT 19 BY AMP INCORPORATED. ALL RIGHTS RESERVED.

LOC	DIST
AD	39

REVISIONS

⚠	LTR	DESCRIPTION	DATE	DWN	APVD
	0	RLSE -1 PER NRA 5307 WAS 95-2197-15-1	03-28-95	SK	SK
	A	REV PER EC 0020-0657-96	12/06/96	JR	RS

1. COORDINATE DIMENSION APPLIES FROM CENTER OF ACTUAL FEATURE.
2. LCP, BLACK
3. 2.54µm MIN TIN-LEAD ON SOLDER TAIL OVER 1.90µm MIN NICKEL ALL OVER.
4. CONTACTS: BRASS

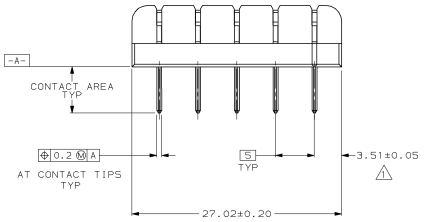

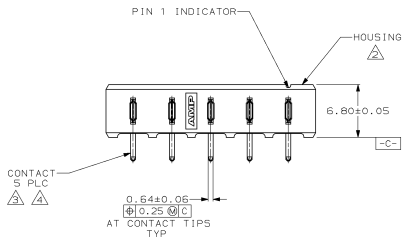

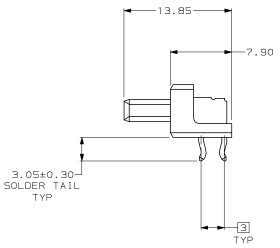

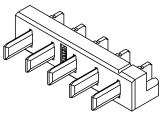

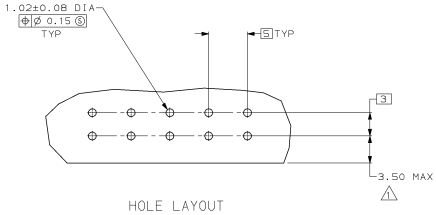

HOLE LAYOUT

787443-1
PART NO

THIS DRAWING IS A CONVERSION PRODUCT OF AMP INCORPORATED. IT IS SUBJECT TO CHANGE BY THE COMPANY AS DESIRABLE. UNAUTHORIZED VARIATIONS ARE NOT PERMITTED UNDER THE LAWS OF THE COUNTRY.	DRN S.KLINE 03-28-95 CHK S.KLINE 03-30-95 APVD S.KLINE 03-30-95	AMP Incorporated Harrisburg, PA 17105-3608	
DIMENSIONS: mm TOLERANCES UNLESS OTHERWISE SPECIFIED: 0 PLC ±- 1 PLC ±0. 2 PLC ±0.13 3 PLC ±- 4 PLC ±- ANGLES ±-°	PRODUCT SPEC 108-1501 APPLICATION SPEC 114-24005 WEIGHT –	NAME HEADER ASSEMBLY, RIGHT ANGLE, KEYLESS, 5mm ¢, 5 POSN, RETENTIVE SOLDER TAILS, BATTERY INTERCONNECT	
MATERIAL SEE CALLOUTS FINISH SEE CALLOUTS	CUSTOMER DRAWING	SIZE A1 / CAGE CODE 00779 / DRAWING NO C-787443	SCALE 4:1 / SHEET 1 OF 1 / REV A

AMP 40K5 REV 08MAY94
19-DEC-96 15:45:46 omp27018 /home/spr-v026d/dsk02/dept1325/omp27018/edmod

Downloaded from Elcodis.com electronic components distributor