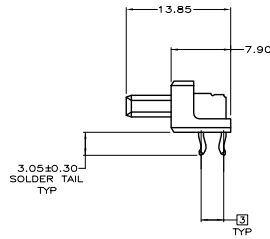
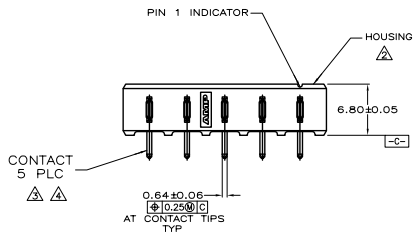
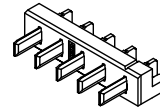
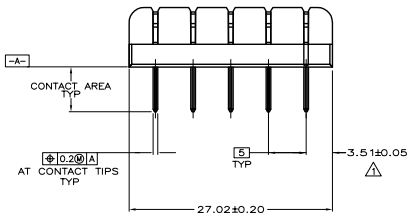
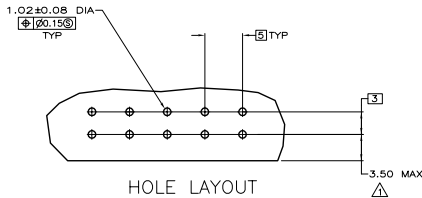


THIS DRAWING IS UNPUBLISHED. RELEASED FOR PUBLICATION  
 © COPYRIGHT BY TYCO ELECTRONICS CORPORATION. ALL RIGHTS RESERVED.

LOC	DIST	REVISIONS			
P	LTR	DESCRIPTION	DATE	DWN	APVD
0	RELEASED	ECR-05-001438	30MAR05	J.Z	I.E



- ⚠ COORDINATE DIMENSION APPLIES FROM CENTER OF ACTUAL FEATURE.
- ⚠ HOUSING: LCP, BLACK
- ⚠ 2.54um MIN TIN ON SOLDER TAIL OVER 1.90um MIN NICKEL ALL OVER.
- ⚠ CONTACTS: BRASS



5787443-1  
 PART NO

THIS DRAWING IS A CONTROLLED DOCUMENT.		DWG S.KLINE 03-28-95	<b>tyco</b> Tyco Electronics Corporation	
		CHK S.KLINE 03-30-95	<b>Electronics</b> Shanghai PRC	
DIMENSIONS: mm		APVD S.KLINE 03-30-95	NAME	
TOLERANCES UNLESS OTHERWISE SPECIFIED:		PRODUCT SPEC		
0 PLC ±-	1 PLC ±-	108-1501		
2 PLC ±0.13	3 PLC ±-	APPLICATION SPEC		
4 PLC ±-	ANGLES ±-	114-24005		
MATERIAL	FINISH	WEIGHT	SIZE	CAGE CODE
			A3	00779
			DRAWING NO	
			C=5787443	
CUSTOMER DRAWING		SCALE	SHEET	REV
		2:1	1 OF 1	0

AMP 1470-19 REV 31MAR2000

M:\Battery\_Lead-free\Normal\787443\Lead-free\C-5787443\_Q.dwg