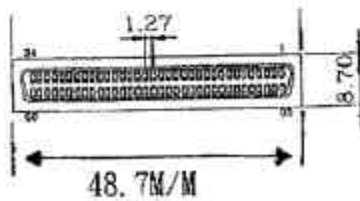
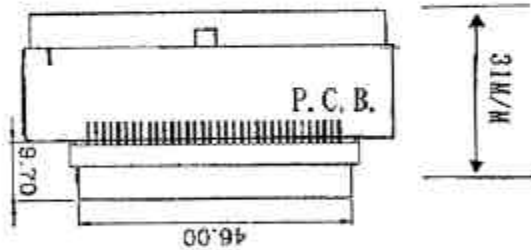
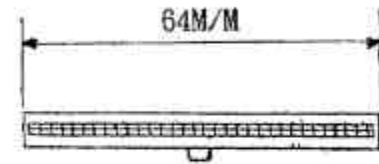


# ADAPTER



## PIN OUT

IDC50 - MD68'	P2	IDC50 - MD68'	P2
1	6	1	40
2	7	2	41
3	8	3	42
4	9	4	43
5	10	5	44
6	11	6	45
7	12	7	46
8	13	8	47
9	14	9	48
10	15	10	49
11	16	11	50
12	17	12	51
13	18	13	52
14	19	14	53
15	20	15	54
16	21	16	55
17	22	17	56
18	23	18	57
19	24	19	58
20	25	20	59
21	26	21	60
22	27	22	61
23	28	23	62
24	29	24	63
25	30	25	64

MD68M PIN 1 - 5, 31 - 34, 35 - 39  
05 - 08, 17, 18, 19, E1, 53  
IS EMPTY.

APPROVED	NICHARL	ASSMANN ELECTRONICS, INC.
CHECKED	JIMMY	P/N: AB-Y1008
DRAWN	MICKEY	DES.: CARD IDC50F/MD68F